

## ***Ministry of Transportation***

DEPARTMENT OF LAND AND INDIVIDUAL TRANSPORTATION,  
GENERAL AFFAIRS AND GENERAL  
TRANSPORTATION PLANNING  
*General Office of Traffic Control*

Incoming prot.n.: 39870-39879-39883\_DIV3/N/384  
Outgoing prot.n.: 62212

Rome, 28 JUNE 2007


To: FASP TAPPEZZERIA  
Via Golgi, 27  
20100 GUSSAGO

C.C.: C.P.A. ROME  
(Center for Automotive  
Vehicles)  
(Various ref.n.)

OBJECT: FASP TAPPEZZERIA s.r.l. -  
Automotive vehicle type 250, JUMPER and BOXER  
Partial EC type-approvals.

The following measures were initiated on 25th June 2007 for the vehicles stated in the object:

e3\*76/115\*2005/41\*1675\*00  
e3\*76/115\*2005/41\*1676\*00  
e3\*76/115\*2005/41\*1677\*00

  
IL DIRETTORE  
(Mr. Alessandro DE GRAZIA)

*Ministry  
of Transportations*

DEPARTMENT OF LAND TRANSPORTATION  
Office of Traffic Control- MOT 2

EC TYPE-APPROVAL CERTIFICATE

Statement concerning

- type-approval of a type of vehicle as regarding directive 76/115/EEC, last amended by directive 2005/41/EC.

EC Type-approval number: **e3\*76/115\*2005/41\*1676/00**

Reason for extension: **not applicable**

PART I

- 0.1 Trademark (trade name of manufacturer): **FASP**
- 0.2 Type and general trade name:  
**AUTOMOBILES CITROEN JUMPER FASP TAPPEZZERIA S.r.l.**
- 03. Means of identifying the type, if marked on vehicle:
  - 03.1. Position of mark: **punched on right front step**
- 04. Vehicle category: **N1-M1**
- 0.5. Name and address of manufacturer:  
**FASP TAPPEZZERIA S.r.l. Via Golgi, 27 - GUSSAGO (BS)**
- 0.8. Address of assembly plant/s:  
**Via Golgi, 27 - GUSSAGO (BS)**

<b>FASP TAPPEZZERIA S.r.l.</b>		
<b>INFORMATION DOCUMENTATION</b> TABLE OF CONTENTS		
<b>Information document number</b>	<b>FTPHJS21</b>	<b>Date 11<sup>th</sup> Aug 2006</b>
0.-	GENERAL DATA	Page 1/4
1.-	GENERAL CONSTRUCTION CHARACTERISTICS OF THE VEHICLE	Page 1/4
9.-	BODY	Page 1/4
<b>DOCUMENTS ATTACHED TO THE INFORMATION DOCUMENT</b>		
ATTACHMENT -A-	DRAWINGS	page 1-5/5
ATTACHMENT -B-	PHOTOS	N/A
<p>Illegible Stamp of Department of Land Transportation  <b>e3*76/115*2005/41*1676*00</b>  <b>dated 25<sup>th</sup> June 2007</b></p>		
<b>S.T.C. Studio Tecnico Consociato Altobelli &amp; Anzillotti</b> Via Monte Pollino, 5 – Località Colleverde 00010 Guidonia (ROMA) – Telephone 0774365012 Fax 0774365015 Site <a href="http://www.stceurope.it">www.stceurope.it</a> e-mail <a href="mailto:s.t.c@libero.it">s.t.c@libero.it</a> - <a href="mailto:stc.european.group@libero.it">stc.european.group@libero.it</a> - <a href="mailto:info@stceurope.it">info@stceurope.it</a>		

**e3\*76/115\*2005/41\*1676 00** (Stamp and signature)

In accordance with Attachment I of Directive 70/156/EEC regarding EEC type-approval of a vehicle concerning the anchorage of safety belts (Directive 76/115/EEC), last amended by directive 2005/41/EC)

ATTACHMENT I- Appendix 3

INFORMATION DOCUMENT

Number/date **FTPHJS21** **11<sup>th</sup> AUG 2006**

TRADE NAME OF MANUFACTURER

**FASP TAPPEZZERIA S.r.l.**

MOTOR VEHICLE

AUTOMOTIVE VEHICLE

TYPE DESIGNATION

**AUTOMOBILES CITROEN JUMPER FASP TAPPEZZERIA S.r.l.**

S.T.C. Studio Tecnico Consociato Altobelli & Anzillotti  
Via Monte Pollino, 5 – Località Colleverde 00010 Guidonia (ROMA) – Telephone 0774365012 Fax 0774365015  
Site [www.stceurope.it](http://www.stceurope.it) e-mail [s.t.c@libero.it](mailto:s.t.c@libero.it) - [stc.european.group@libero.it](mailto:stc.european.group@libero.it) - [info@stceurope.it](mailto:info@stceurope.it)

e3\*76/115\*2005/41\*1676 00 (Stamp and signature)

<b>FASP</b> Gussago (BS)	Dir. 70/156/EEC, last amended by Dir. 2005/41/EC		<b>PAGE</b>	<b>1/4</b>
	MOTOR VEHICLE AUTOMOBILES CITROEN JUMPER FASP TAPPEZZERIA S.r.l.		<b>DATE</b>	11 <sup>th</sup> Aug 2006
	Information Doc. No. <b>FTPHJS21</b>	File: <b>407jfds0.xls</b>		
0.	<b>GENERAL DATA</b>			
0.1.	Brand name (trade name of manufacturer): <b>FASP</b>			
0.2.	Type and general trade name(s): <b>AUTOMOBILES CITROEN JUMPER FASP TAPPEZZERIA S.r.l.</b>			
0.3.	Means of identifying the type, if marked on vehicle: <b>VF7???????????????</b>			
0.3.1.	Position of mark: <b>punched on right front step.</b>			
0.4.	<b>Vehicle category: N1-M1</b>			
0.5.	Name and address of manufacturer: <b>FASP TAPPEZZERIA S.r.l.</b> <b>Via Golgi, 27 25064 Gussago (BS)</b>			
0.8.	Address of assembly plant/s: <b>FASP TAPPEZZERIA S.r.l.</b> <b>Via Golgi, 27 25064 Gussago (BS)</b>			
1	<b>GENERAL CONSTRUCTION CHARACTERISTICS OF THE VEHICLE</b>			
1.1.	Photos and/or drawings of a representative vehicle: <b>- omission-</b>			
9.	<b>BODY</b>			
9.10.3	Seats			
9.10.3.1	Number: <b>2</b>			
9.10.3.2	Position and layout: front seats: <b>2 single, swiveling seats</b>  rear seats: <b>N/A</b>			
9.10.3.2.1	Seats to be used only with vehicle standing still : <b>N/A</b>			

e3\*76/115\*2005/41\*1676 00 (Stamp and signature)

FASP Gussago (BS)		Dir. 70/156/EEC, last amended by Dir. 2005/41/EC		PAGE	2/4
		MOTOR VEHICLE AUTOMOBILES CITROEN JUMPER FASP TAPPEZZERIA S.r.l.		DATE	11 <sup>th</sup> Aug 2006
		Information Doc. No. FIPHJS21	File: 407jfds0.xls		
9.10.3.3	Mass:	<b>front seats: 45 kg (original seat + plate (*)) 30,3 kg (seat (°) + plate (+)).</b> <b>rear seats: N/A</b>			
9.10.3.4.	Characteristics: descriptions and drawings of				
9.10.3.4.1	Seats and their anchorage:	<b>front seats: The seat can be the original model or the FASP model (°). In the first case the seat anchorage remain the same as the original ones, the only difference being that the seat is fixed onto the swivel connection plate which is in turn anchored onto the cage. In the second case the anchorages are reproduced by FASP; also in this case fixed to a swivel connection plate.</b> <b>Rear seats: N/A</b>  <b>See drawings, attachment -A-</b>			
9.10.3.4.2	Adjustment device:	<b>front seats: see original vehicle or FASP seat (°).</b> <b>Rear seats: N/A</b> <b>See drawings, attachment -A -</b>			
9.10.3.4.3	Movement and locking devices:	<b>front seats: according to swivel plate (*), (+)</b>  <b>Rear seats: N/A</b> <b>See drawings, attachment -A -</b>			
9.10.3.4.4	Safety belt anchorage (if incorporated in seat structure):	<b>All anchorages consist in a hole with a threaded bushing for a 7/16" bolt.</b>  <b>front seats: It should be noted that the anchorage on the front seats allow various placement of the seats. A first possibility is that of using an original seat and placing a FASP (*) swivel connection plate between the cage and the seat. In this case all the anchorages remain unvaried compared to the original ones, where only a transfer upwards of the point "H" position and the lower internal anchorage with a 33,5 mm movement is registered. The second installation foresees a FASP (°) model seat with a FASP (+) swivel connection plate placed between the cage and the seat. The external anchorages remain unvaried compared to the original ones, whilst the internal lower one is provided by the FASP seat, where a transfer of the point "H" position and the lower internal anchorage is registered. The above indicated possibilities are permitted on both front seats.</b> <b>rear seats: not applicable</b>  <b>see drawings, Attachment -A-</b>			

FASP Gussago (BS)		Dir. 70/156/EEC, last amended by Dir. 2005/41/EC		PAGE	3/4
		MOTOR VEHICLE AUTOMOBILES CITROEN JUMPER FASP TAPPEZZERIA S.r.l.		DATE	11 <sup>th</sup> Aug 2006
		Information Doc. No. FTPIJS21	File: 407jfds0.xls		
9.10.3.6	Design seat-back angle				
9.10.3.6.1	Driver's seat:	See original vehicle or (°) seat.			
9.10.3.6.2.	All other seats:	front seats: See original vehicle or (°) seat. rear seats: N/A			
9.10.3.7.	Seat adjustment range				
9.10.3.7.1.	Driver's seat:	See original vehicle or (°) seat.			
9.10.3.7.2.	All other seats:	front seats: See original vehicle or (°) seat. rear seats: N/A			
9.13.	Safety belt anchorages:				
9.13.1	Photos and/or drawings of the body with the position and dimensions of the actual anchorages, indication of the R points: see drawings, Attachment -A-				
9.13.2	Drawings of the safety belt anchorages and parts of the vehicle's structure onto which they are secured (with indication of the materials used) : see drawings, Attachment -A-				
9.13.3.	Indication of the types of safety belts for which installation onto the vehicle's anchorages is authorized:				
	Row	Seat	Anchorage position	Location of the anchorage	
First row of seats	Right-hand seat		External lower anchorage	Ar	---
			Internal lower anchorage	---	Ar
			Upper anchorage	Ar	---
	centre seat		External lower anchorage	---	---
			Internal lower anchorage	---	---
			Upper anchorage	---	---
	Left-hand seat		External lower anchorage	Ar	---
			Internal lower anchorage	---	Ar
			Upper anchorage	Ar	---
Second row of seats	Right-hand seat		External lower anchorage	---	---
			Internal lower anchorage	---	---
			Upper anchorage	---	---
	centre seat		External lower anchorage	---	---
			Internal lower anchorage	---	---
			Upper anchorage	---	---
	Left-hand seat		External lower anchorage	---	---
			Internal lower anchorage	---	---
			Upper anchorage	---	---
Third row of seats	Right-hand seat		External lower anchorage	---	---
			Internal lower anchorage	---	---
			Upper anchorage	---	---
	centre seat		External lower anchorage	---	---
			Internal lower anchorage	---	---
			Upper anchorage	---	---
	Left-hand seat		External lower anchorage	---	---
			Internal lower anchorage	---	---
			Upper anchorage	---	---

e3\*76/115\*2005/41\*1676 00 (Stamp and signature)

<b>FASP</b> Gussago (BS)	Dir. 70/156/EEC, last amended by Dir. 2005/41/EC		<b>PAGE</b>	<b>4/4</b>
	MOTOR VEHICLE AUTOMOBILES CITROEN JUMPER FASP TAPPEZZERIA S.r.l.		<b>DATE</b>	11 <sup>th</sup> Aug 2006
	Information Doc. No. <b>FTP HJS21</b>	File: <b>407jfds0.xls</b>		
9.13.4.	Description of a special type of safety belt in which an anchorage is secured to the seat's back or which includes a device for the dissipation of energy: <b>not applicable</b>			
<b>Note:</b>	<p><b>The structural modifications made to the original vehicle, relate exclusively to the driver's cab where intervention is made by removing part of the rear side and the roof. This cut does not compromise the structural features of the cab but allows the space between the driver's cab and the interior rear compartment to be left free.</b></p> <p><b>(°) FASP model 306, 300, 205, 740, 960 series adjustable seat.</b></p> <p><b>(+) swivel connection plate, allows the rotation of the FASP seat, FASP model type 1300.4821;</b></p> <p><b>(*) swivel connection plate, allows the rotation of the original seat, FASP model type 1300.4822;</b></p> <p><b>The attached DUCATO X 250 drawings also apply to the vehicles covered by the present data sheet for AUTOMOBILES <u>PEUGEOT</u> vehicles).</b></p>			

e3\*76/115\*2005/41\*1676 00 (Stamp and signature)



# **ATTACHMENT -A-**

(DRAWINGS)

## **REFERENCE INFORMATION DOCUMENT**

Number/date                      **FTPHJS21**                      **11<sup>th</sup> Aug 2006**

**TRADE NAME OF MANUFACTURER**

**FASP TAPPEZZERIA S.r.l.**

**MOTOR VEHICLE**

**AUTOMOTIVE VEHICLE**

**TYPE DESIGNATION**

**AUTOMOBILES CITROEN JUMPER FASP TAPPEZZERIA S.r.l.**

### **ATTACHMENT -A- TABLE OF CONTENTS**

<b>SUBJECT</b>	<b>Reference</b>	<b>Page</b>
Plan view of vehicle	<b>FTPHJD21</b>	<b>1/5</b>
View of anchoring points and authorised zones left front seat	<b>FTPHJD22</b>	<b>2/5</b>
View of anchoring points and authorised zones right front seat	<b>FTPHJD23</b>	<b>3/5</b>
View of anchoring points and authorised zones left front seat	<b>FTPHJD24</b>	<b>4/5</b>
View of anchoring points and authorised zones right front seat	<b>FTPHJD25</b>	<b>5/5</b>
FASP swivel plate and FASP seat drawing	<b>FASP</b>	<b>---</b>

S.T.C. Studio Tecnico Consociato Altobelli & Anzillotti  
Via Monte Pollino, 5 – Località Colleverde 00010 Guidonia (ROMA) – Telephone 0774365012 Fax 0774365015  
Site [www.stceurope.it](http://www.stceurope.it) e-mail [s.t.c@libero.it](mailto:s.t.c@libero.it) - [stc.european.group@libero.it](mailto:stc.european.group@libero.it) - [info@stceurope.it](mailto:info@stceurope.it)

e3\*76/115\*2005/41\*1676 00 (Stamp and signature)

<b>FASP</b> Gussago (BS)	Dir. 70/156/EEC, last amended by Dir. 2005/41/EC		<b>ATTACHMENT</b>	<b>A</b>
	<b>MOTOR VEHICLE</b>		<b>PAGE</b>	<b>2/5</b>
	AUTOMOBILES CITROEN JUMPER FASP TAPPEZZERIA S.r.l.		<b>DATE</b>	11 <sup>th</sup> Aug 2006
Information Doc.No. <b>FTPHJS21</b>		File: <b>407jids0.xls</b>		

**View of anchoring points and authorised zones left front seat**

DRAWING Number **FTPHJD22**

ORIGINAL SEAT WITH FASP PLATE

X = FRONT AXLE

AUTHORIZED ZONE

L1 = Internal anchoring point which is fixed to the seat structure

L2 = External anchoring point which is fixed to the seat structure

L3-min = Actual minimum superior anchoring point

L3-max = Actual maximum superior anchoring point

Z = LOWER CAB LIMIT

↖ direction

Y = MEDIAN LINE LENGTHWISE THE VEHICLE

Coordinates point R and anchorages points			
	X	Y	Z
R1	1034	-455	773,5
L1	1158,24	-206,67	530,7
L2	1114,7	-828,5	530,7
L3-max	1211	-854	1476,3
L3-min	1211	-865,7	1313,4

**e3\*76/115\*2005/41\*1676 00 (Stamp and signature)**

<b>FASP</b> Gussago (BS)	Dir. 70/156/EEC, last amended by Dir. 2005/41/EC	<b>ATTACHMENT</b>	<b>A</b>
	<b>MOTOR VEHICLE</b>	<b>PAGE</b>	<b>3/5</b>
	AUTOMOBILES CITROEN JUMPER FASP TAPPEZZERIA S.r.l.	<b>DATE</b>	11 <sup>th</sup> Aug 2006
Information Doc. No. <b>FTPHJS21</b>   File: <b>407jfds0.xls</b>			

**View of anchoring points and authorised zones right front seat**

ORIGINAL SEAT WITH FASP PLATE DRAWING Number **FTPHJD23**

X = FRONT AXLE

AUTHORIZED ZONE

L4 = Internal anchoring point which is fixed to the seat structure

L5 = External anchoring point which is fixed to the seat structure

L6-min = Actual minimum superior anchoring point

L6-max = Actual maximum superior anchoring point

Z = LOWER CAB LIMIT

↔ direction

Y = MEDIAN LINE LENGTHWISE THE VEHICLE

Coordinates point R and anchorages points			
	X	Y	Z
R2	1034	435	773,5
L4	1188,24	186,67	523,56
L5	1103,3	828,5	530,7
L6-max	1211	854	1476,3
L6-min	1211	865,7	1313,4

<b>FASP</b> Gussago (BS)	Dir. 70/156/EEC, last amended by Dir. 2005/41/EC		<b>ATTACHMENT</b>	<b>A</b>
	<b>MOTOR VEHICLE</b>		<b>PAGE</b>	<b>4/5</b>
	AUTOMOBILES CITROEN JUMPER FASP TAPPEZZERIA S.r.l.		<b>DATE</b>	11 <sup>th</sup> Aug 2006
Information Doc. No. <b>FTPHJS21</b>		File: <b>407jfds0.xls</b>		

**View of anchoring points and authorised zones left front seat**

ORIGINAL SEAT WITH FASP PLATE DRAWING Number **FTPHJD24**

X = FRONT AXLE

AUTHORIZED ZONE

L1 = Internal anchoring point which is fixed to the seat structure

L2 = External anchoring point which is fixed to the seat structure

L3-min = Actual minimum superior anchoring point

L3-max = Actual maximum superior anchoring point

Z = LOWER CAB LIMIT

↖ direction

Y = MEDIAN LINE LENGTHWISE THE VEHICLE

Coordinates point R and anchorages points			
	X	Y	Z
R1	1034	-455	790-770
L1	1158,24	-206,67	630-610
L2	1114,7	-828,5	530,7
L3-max	1211	-854	1476,3
L3-min	1211	-865,7	1313,4

<b>FASP</b> Gussago (BS)	Dir. 70/156/EEC, last amended by Dir. 2005/41/EC	<b>ATTACHMENT</b>	<b>A</b>
	<b>MOTOR VEHICLE</b>	<b>PAGE</b>	<b>5/5</b>
	AUTOMOBILES CITROEN JUMPER FASP TAPPEZZERIA S.r.l.	<b>DATE</b>	11 <sup>th</sup> Aug 2006
Information Doc. No. <b>FTPHJS21</b>   File: <b>407jfds0.xls</b>			

**View of anchoring points and authorised zones right front seat**

DRAWING Number **FTPHJD25**

ORIGINAL SEAT WITH FASP PLATE

X = FRONT AXLE

AUTHORIZED ZONE

L4 = Internal anchoring point which is fixed to the seat structure

L5 = External anchoring point which is fixed to the seat structure

L6-min = Actual minimum superior anchoring point

L6-max = Actual maximum superior anchoring point

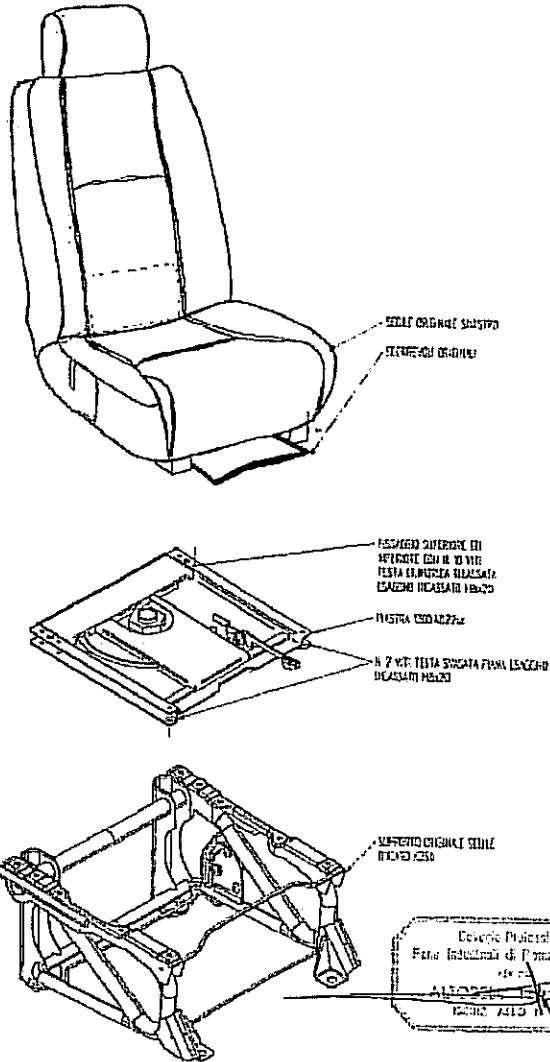
Z = LOWER CAB LIMIT

↖ direction

Y = MEDIAN LINE LENGTHWISE THE VEHICLE

Coordinates point R and anchorages points			
R2	1034	435	790-770
L4	1188,24	186,67	630-610
L5	1103,3	828,5	530,7
L6-max	1211	854	1476,3
L6-min	1211	865,7	1313,4

FASP swivel plate and FASP seat drawing



NOTE: sedile di guida

TOLLERANZE GENERALI IN DI 22768/9794

MODIFICHE	DATA	DISEGNATORE
A		
B		
C		

ARTICOLI:

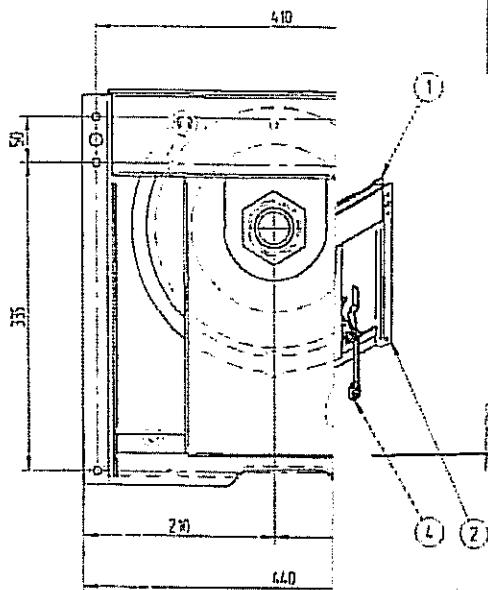
OGGETTO:  
FIGURINO MONTAGGIO SEATLE ORIGINALE DUCATO X250 CON PIASTRA ROTANTE

MATERIALE / FURNITAMENTO:

DATA	SEAL	OPERAZIONE	GRUPPO	PARTE DA DISTRIBUIRE	GRUPPO
29/04/04					

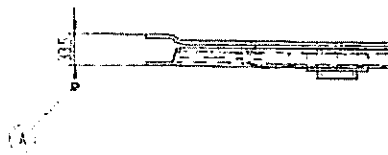
**FASP** TAPPEZZERIA srl  
 INTERNI AUTOBUS - CAMPER - NAUTICA  
 VIA GOLGI, 27 - 23061 GUSSAGO (BRESCIA) ITALY  
 TEL. 030 321776 - 030 321883 - FAX 030 322201  
 www.fasp.it - e-mail: info@fasp.it

NOTE: DRIVER'S SEAT



LEVATE PIASTRA	
LEVATE RICHI	
A PIASTRA SAGGIO	
A STAMPO	
A PIASTRE	

Gruppo Editoriale  
 PISA INDUSTRIAL - PISA e Firenze  
 PISA  
 PUBBLICITÀ FINANZIARIA  
 00198 - 00198



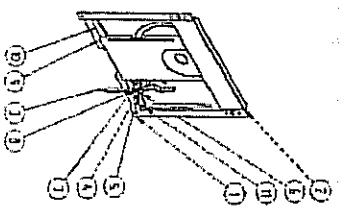
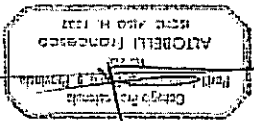
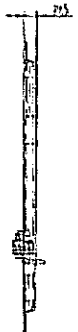
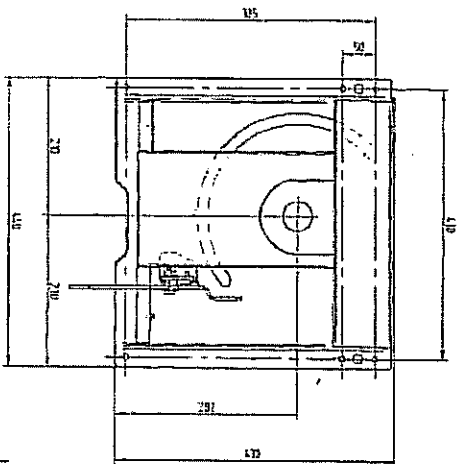
Titolo	Materiale	Quantità
FERIURE PIASTRA DUCATO 250 ILATO		1
SPERIORE PIASTRA DUCATO 250 SX ILATO		1
PER ROTAZIONE PIASTRA MOVANO		1
A LEVA SGANCIO		1
STANZIATORE		2

DESCRIZIONE  
 BRELINO

**FASIP** TOPPEZZERIN srl  
 INTERNI AUTOBUS - CAMPER - NAUTICA  
 VIA GOLGI, 27 - 25064 GUSSAGO (BRESCIA) ITALY  
 TEL. 030 321776 - 030 321885 - FAX 030 322801  
 www.fasip.it - e-mail: info@fasip.it

NOTE: IL DISEGNO RAPPRESENTATO E' IL SX, IL DX E' SIM.

Fig 14	1300.4822sx
--------	-------------



№	Содержимое	Материал	Деталь
1	Головка болта	Сталь	1
2	Головка болта	Сталь	1
3	Головка болта	Сталь	1
4	Головка болта	Сталь	1
5	Головка болта	Сталь	1
6	Головка болта	Сталь	1
7	Головка болта	Сталь	1
8	Головка болта	Сталь	1
9	Головка болта	Сталь	1
10	Головка болта	Сталь	1
11	Головка болта	Сталь	1

№	Имя детали	Материал	Масштаб	Деталь
1	ГОЛОВКА БОЛТА	СТАЛЬ	1:1	1
2	ГОЛОВКА БОЛТА	СТАЛЬ	1:1	1
3	ГОЛОВКА БОЛТА	СТАЛЬ	1:1	1
4	ГОЛОВКА БОЛТА	СТАЛЬ	1:1	1
5	ГОЛОВКА БОЛТА	СТАЛЬ	1:1	1
6	ГОЛОВКА БОЛТА	СТАЛЬ	1:1	1
7	ГОЛОВКА БОЛТА	СТАЛЬ	1:1	1
8	ГОЛОВКА БОЛТА	СТАЛЬ	1:1	1
9	ГОЛОВКА БОЛТА	СТАЛЬ	1:1	1
10	ГОЛОВКА БОЛТА	СТАЛЬ	1:1	1
11	ГОЛОВКА БОЛТА	СТАЛЬ	1:1	1

ИЗДАНИЕ	№	ИЗДАНИЕ	№
1	1	1	1
2	1	1	1
3	1	1	1
4	1	1	1
5	1	1	1
6	1	1	1
7	1	1	1
8	1	1	1
9	1	1	1
10	1	1	1
11	1	1	1
12	1	1	1
13	1	1	1
14	1	1	1
15	1	1	1
16	1	1	1
17	1	1	1
18	1	1	1
19	1	1	1
20	1	1	1
21	1	1	1
22	1	1	1
23	1	1	1
24	1	1	1
25	1	1	1
26	1	1	1
27	1	1	1
28	1	1	1
29	1	1	1
30	1	1	1
31	1	1	1
32	1	1	1
33	1	1	1
34	1	1	1
35	1	1	1
36	1	1	1
37	1	1	1
38	1	1	1
39	1	1	1
40	1	1	1
41	1	1	1
42	1	1	1
43	1	1	1
44	1	1	1
45	1	1	1
46	1	1	1
47	1	1	1
48	1	1	1
49	1	1	1
50	1	1	1
51	1	1	1
52	1	1	1
53	1	1	1
54	1	1	1
55	1	1	1
56	1	1	1
57	1	1	1
58	1	1	1
59	1	1	1
60	1	1	1
61	1	1	1
62	1	1	1
63	1	1	1
64	1	1	1
65	1	1	1
66	1	1	1
67	1	1	1
68	1	1	1
69	1	1	1
70	1	1	1
71	1	1	1
72	1	1	1
73	1	1	1
74	1	1	1
75	1	1	1
76	1	1	1
77	1	1	1
78	1	1	1
79	1	1	1
80	1	1	1
81	1	1	1
82	1	1	1
83	1	1	1
84	1	1	1
85	1	1	1
86	1	1	1
87	1	1	1
88	1	1	1
89	1	1	1
90	1	1	1
91	1	1	1
92	1	1	1
93	1	1	1
94	1	1	1
95	1	1	1
96	1	1	1
97	1	1	1
98	1	1	1
99	1	1	1
100	1	1	1

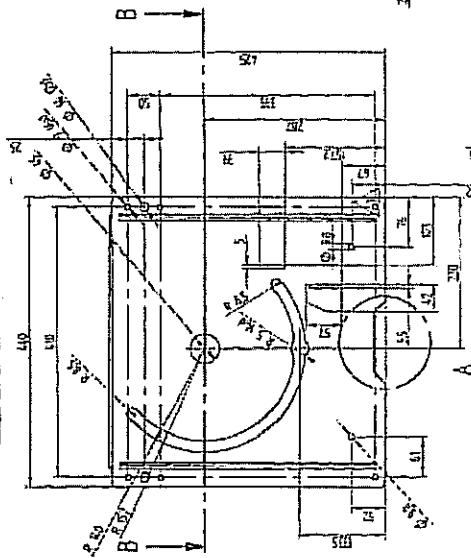
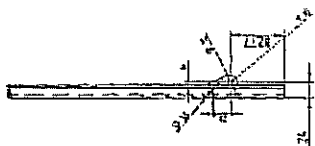
ИТ. К. ДИТАРА РАВЕНСБУРГА К. СХ. К. ВХ. С. СИМЕТРИКО

ТЕЛНО СУПЕРИОРЕ ПАСТРА ГРЕВЛЕ ИУКАНО ЗНО СХ ИАНО ГИНО

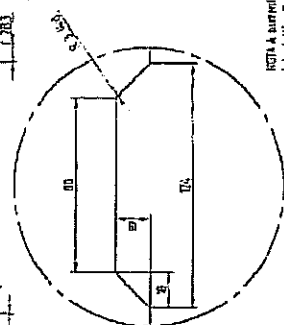
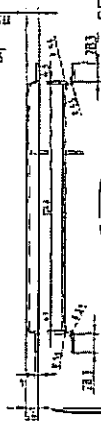
ТЕЛНО22-15Х



1. DESCRIZIONE	
2. MONTI	
3. MATERIALI	
4. QUANTITÀ	
5. UNITÀ	
6. NOTE	



SEZIONE B-B



DETTAGLIO A

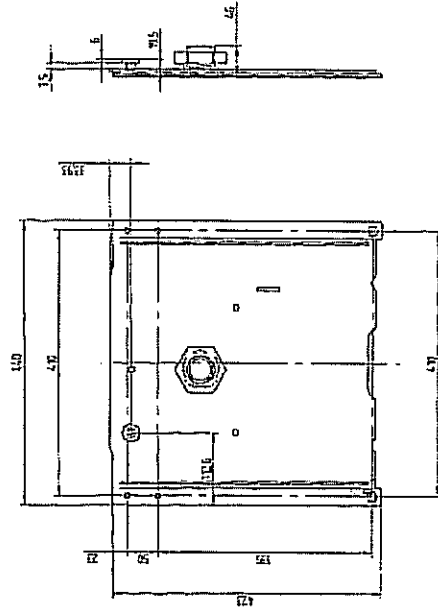
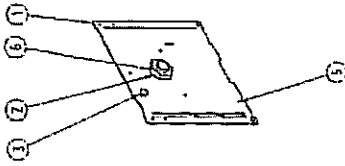
NOTA: Aumentare altezza lampara  
introdotta a 2 litri per lampi  
aumentare foro centrale per realizzare

NOTE: IL DISEGNO RAPPRESENTA IL SX. IL DX. È SIMMETRICO

<p>T.P.A. S.P.A. Industria di Impiego - Caparra - Pagata Via S. Anna 1 - 40139 Bologna - Tel. 051/26391 - Fax 051/26392 www.tpa.it - email: w@tpa.it</p>		
A. VOTO DATA	DATA	ESECUTORE
B.	CAVITÀ	
C.		
<p>LAMPARA SUPERIORE PIASTRA DUCATO 250 SEDILE ORIGINALE</p>		
ES. 251		Es. 252
24		25
<p>L.M.4822-25K</p>		

Fabri Industrie di Rimini e Prato  
1970  
**ALTOPELLI** Francesco  
1970-1971-1972

TIPO DI MATERIALI	
TIPO DI CORNICE	
TIPO DI PANNELLO	
TIPO DI LAMPADINE	



Quantità	Descrizione	Materiale	Particolarità	Quantità
1	LAMPADINA	LAMPADINA	LAMPADINE CON PASTIGLIA	1
1	PISTOLETTA	PISTOLETTA	PISTOLETTA CON PASTIGLIA	1
1	PASTIGLIA	PASTIGLIA	PASTIGLIA PER PISTOLETTA	1
1	PISTOLETTA	PISTOLETTA	PISTOLETTA CON PASTIGLIA	1

ALDIANO PASTIGLIE  
S.p.A. - VIA S. CROCE 100 - 20070 S. CROCE (MI)  
TELEFONO 02/5734271 - TELETELEFONO 02/5734272

**TELAIO INFERIORE, PIASTRA GHIACCIALE, EDUCATO 250 (LATO DESTRA)**

PROGETTO: ALDIANO PASTIGLIE  
REDAZIONE: ALDIANO PASTIGLIE  
AUTORELIZIA: ALDIANO PASTIGLIE

STATO: 1) 2) 3) 4) 5) 6) 7) 8) 9) 10) 11) 12) 13) 14) 15) 16) 17) 18) 19) 20) 21) 22) 23) 24) 25) 26) 27) 28) 29) 30) 31) 32) 33) 34) 35) 36) 37) 38) 39) 40) 41) 42) 43) 44) 45) 46) 47) 48) 49) 50) 51) 52) 53) 54) 55) 56) 57) 58) 59) 60) 61) 62) 63) 64) 65) 66) 67) 68) 69) 70) 71) 72) 73) 74) 75) 76) 77) 78) 79) 80) 81) 82) 83) 84) 85) 86) 87) 88) 89) 90) 91) 92) 93) 94) 95) 96) 97) 98) 99) 100)

PROF. ING. ALDO DI VITO  
TEL. 02/5734271 - TELETELEFONO 02/5734272

ALDIANO PASTIGLIE  
S.p.A. - VIA S. CROCE 100 - 20070 S. CROCE (MI)  
TELEFONO 02/5734271 - TELETELEFONO 02/5734272

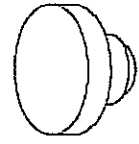
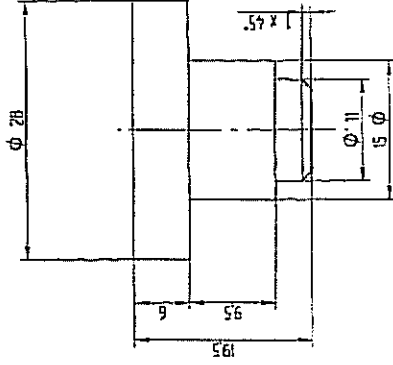
STATO: 1) 2) 3) 4) 5) 6) 7) 8) 9) 10) 11) 12) 13) 14) 15) 16) 17) 18) 19) 20) 21) 22) 23) 24) 25) 26) 27) 28) 29) 30) 31) 32) 33) 34) 35) 36) 37) 38) 39) 40) 41) 42) 43) 44) 45) 46) 47) 48) 49) 50) 51) 52) 53) 54) 55) 56) 57) 58) 59) 60) 61) 62) 63) 64) 65) 66) 67) 68) 69) 70) 71) 72) 73) 74) 75) 76) 77) 78) 79) 80) 81) 82) 83) 84) 85) 86) 87) 88) 89) 90) 91) 92) 93) 94) 95) 96) 97) 98) 99) 100)

ALDIANO PASTIGLIE  
S.p.A. - VIA S. CROCE 100 - 20070 S. CROCE (MI)  
TELEFONO 02/5734271 - TELETELEFONO 02/5734272

ATT. - IL QUADRO RAPPRESENTATO E' IL SX. IL DX E' SIMMETRICO



CODICE PENA DURA
CODICE PERNO
II. INTERNO ALZATO
II. STAMPO
II. FUSIONE



NOTE:

INDICAZIONE		DATA		CATEGORIA	
A					
B					
C					
ARTICOLI					
COSTITUTO					
MATERIALE					
PERNO POSTERIORE DI RINFORZO PIASTRE ROTANTI					
LUNGHEZZA				PESO	
L 40				kg 0,045	
CANT.		MATERIALE		MATERIA	
ZZ05,06		BR04		MOSSI	
TELEFONO GENERALE 011 27181946					

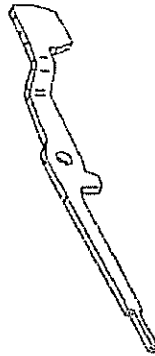
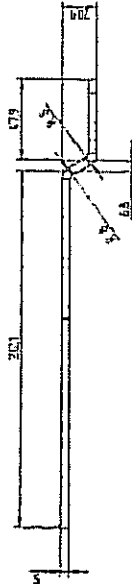
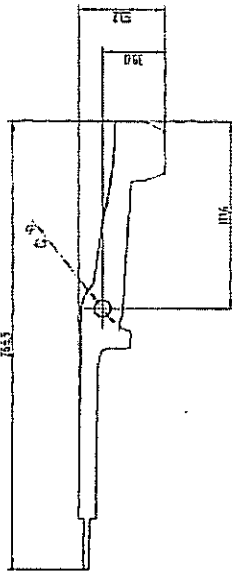
**TRIPPEZZERIA S.R.L.**  
**INTERNI AUTOBUS - CAMPER - NAUTICA**  
 VIA COLCA 37 - 20064 GUGRAGO (BG/SCIA) ITALY  
 TEL. 030 321779 - 030 321783 - FAX 030 322201  
 www.trippezzeria.it - E-mail: info@trippezzeria.it

**TOR482217**





COLORE PAVIMENTO	
COLORE PINTURE	
NUMERO PIASTRE	
NUMERO SCAFFALI	
NUMERO SCALE	
NUMERO SCALE	
NUMERO SCALE	
NUMERO SCALE	



L'OPERAZIONE INSEMBLE È SU L'ORIGINE SPERIMENTALE

		INTERI ATTORIS - CAMPER - ANATICA DA SIDA. S. P. 1981 CUCINE JOURNAL SIDA Via SIDA S. P. 1981 CUCINE JOURNAL SIDA	
LEVA PIASTRA SEDELE CUCATO 250 SEDELE ORIGINALE F. 160	P. 19	P. 19	P. 19
22.06.06	P. 19	P. 19	P. 19
		IMAR77/98X	

INDICAZIONE	
1. INDICAZIONE	
2. INDICAZIONE	
3. INDICAZIONE	

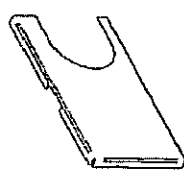
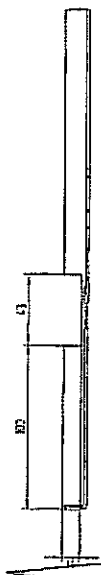
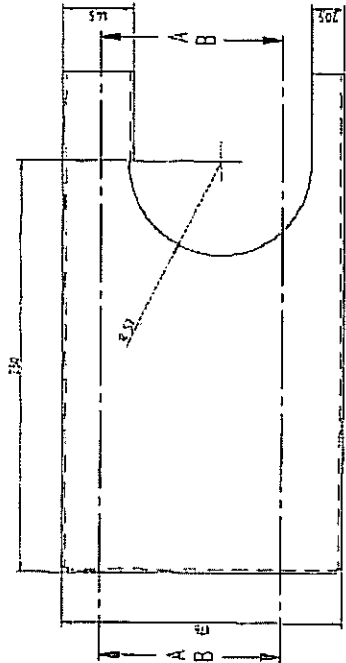
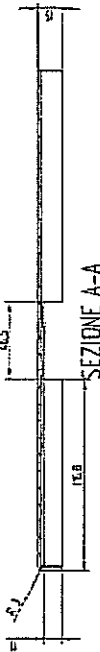




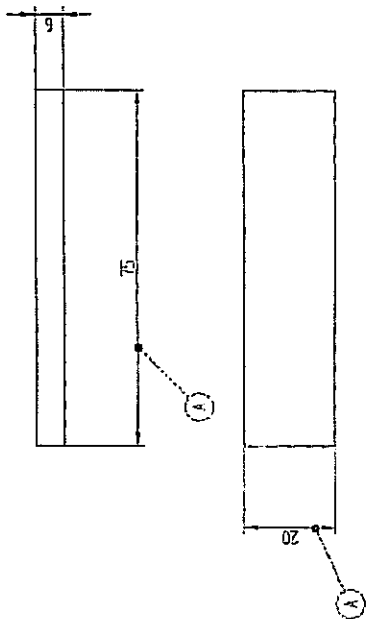
FIG. 1

DESCRIZIONE	PROVA	PROVA	PROVA	PROVA	PROVA	PROVA
A	B	C	D	E	F	G
LAMELLA BIFAZIATA A CANTINELLI						
LAMELLA BIFAZIATA CENTRALE						
MATERIALE: INOX						
DIMENSIONI: mm						
LAVORAZIONE: mm						
LAVORAZIONE: mm						

COLLEGAMENTO: **LAM427/105X**  
 DATA: \_\_\_\_\_  
 AUTORE: \_\_\_\_\_  
 VERIFICATORE: \_\_\_\_\_  
 APPROVATORE: \_\_\_\_\_  
 DATA APPROVAZIONE: \_\_\_\_\_



CODEL PIAZZA
CODEL BENT
N. POSIZIONE MAGL
N. STAFFO
N. ANCORINI



NOTE :

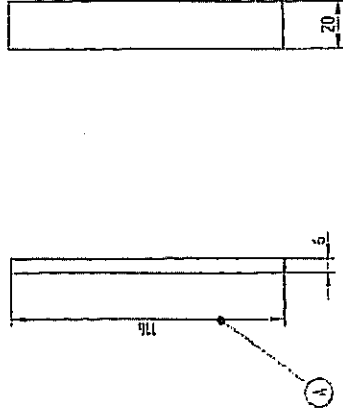
INDICAZIONE	DATA	DISEGNATORE
A. MODIFICATA LUNGHEZZA E LARGHEZZA	12/06/05	BRUNO
B.		
C.		
INTITOLATO		
DESCRIZIONE		
MATERIALE/TRATTAMENTO		
PIATTO RINFORZO LATERALE		
Fe 360		
QUANTITA'	1000	
220506		
PROVENIENZA	TIPO	PULCIZIONE
Brno		Pozzi
W4822/11		

**STAP**  
**INTERNI AUTOBUS - CAMPER - NAUTICA**  
 VIA COLLI, 27 - 25014 GUSNAGO (BRESCIA) ITALY  
 TEL. 030 231770 - 030 221885 - FAX 030 232281  
 www.stap.it - e-mail: info@stap.it

TELEFONATE ELENCHI DI PREZZI



LINEE PREGIATA
LINEE ROVERE
N. VASISTRADA TIGER
N. STAFFO
N. INUSCIBERE



NOTE:

DESCRIZIONE		DISEGNATORE	
A. MANIFATTURA LUNGHEZZA	DATA	7/05/06	BRUNO
B.			
C.			
MATERIALE			
OGGETTO			
LATERALE/INTRAVERNO			
DATA	TRACIA	REVISIONE	PARTE
22/05/06	N.L.	09/06	Parti
PIATTO RINFORZO LATERALE		Fig. D.122	

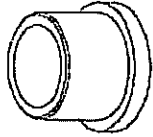
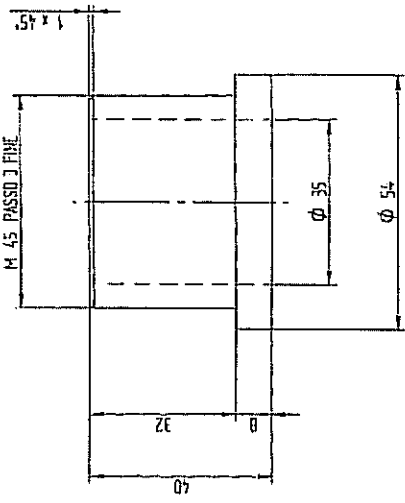
**SPAZZAPAZZI**  
**TAPPETTERIA SRI**  
 INTERNI AUTOBUS - CAMPER - NAUTICA  
 VIA GOLDI, 27 - 25064 OUSSEGGIO (REPOGGIA) ITALY  
 TEL. 030 224776 - 030 221008 - FAX 030 222281  
 www.spazzi.it - email: info@spazzi.it

W482212




TELEFONATECI 030 224776 OVA 030 227481996

00001 PASTERA
00002 PASTI
00003 PASTINI
00004 PASTINELLE
00005 PASTINELLE
00006 PASTINELLE
00007 PASTINELLE
00008 PASTINELLE
00009 PASTINELLE
00010 PASTINELLE
00011 PASTINELLE
00012 PASTINELLE
00013 PASTINELLE
00014 PASTINELLE
00015 PASTINELLE
00016 PASTINELLE
00017 PASTINELLE
00018 PASTINELLE
00019 PASTINELLE
00020 PASTINELLE


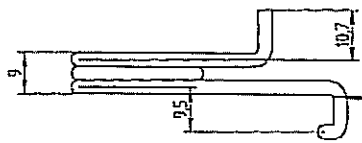
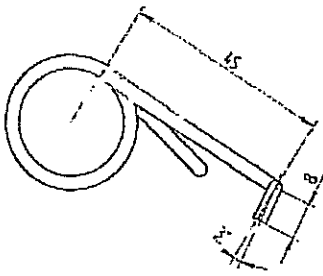
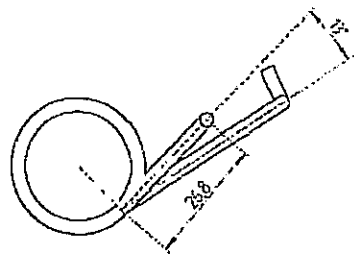


NOTE:

MARCHIORE		DESCRIZIONE	
A			
B			
C			
ARTICOLO			
DESCRIZIONE			
PERNO TORNITO M45 PASSO 3 (FINE)			
MATERIA/PRETRATTAMENTO		PIEB	
ANP		kg 0,240	
PREZZO		VOLUME ORDINATO	
12.06.06	NO.	BUONO	Mossi
TELEFONO		12742.076	
FAX		TORINO TOR48221/3	



TAPPEZZERIA GI  
**INTERINI** AUTOBUS - CAMPER - NAUTICA  
 VIA COLLE DI 27 - 28064 CUNEO (BIELLA) ITALY  
 TEL. 011 431716 - 011 431806 - FAX 011 432281  
 www.iesp.it - e-mail: info@iesp.it



SPESORE FILA: 3 mm N. SPIRE: 3 DIAMETRO SPIRE: 23mm

NOTE: IL DISEGNO RAPPRESENTA LA SX, LA DX E' SIMMETRICA

IGLOPVEZ EDIEM/1 UNI DI 72762/736

MODIFICHE		DATA	CAUSAZIONE
A			
B			
C			
ARTICULO			
CODIFICAZIONE			
MATERIALE / TRATTAMENTO			
DESCRIZIONE			
PESORE			
DATA	SCALA	DESSINISTA	PRODOTTORE

**F.A.S.P.** TRAPEZZERIA s.r.l.  
 INTERNI AUTOBUS - CAMPER - NAUTICA  
 VIA COLOM, 27 - 25064 OUSSAGO (BRESCIA) ITALY  
 TEL. 030 321776 - 030 321885 - FAX 030 322281  
 www.fasp.it - e-mail: info@fasp.it

Molla per rotazione leva

CBS

kg.

11.10.04

1:1

Stefano

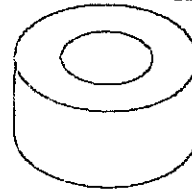

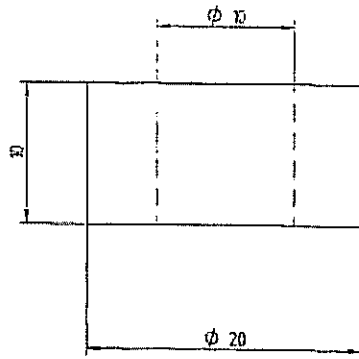
Pozzi

DATA DEL DISEGNO

DESSINISTA

PRODOTTORE

MN4477 724



NOTE :

TELEFONO 030 321776

MODIFICHE		DATA	DESCRIZIONE
A			
B			
C			

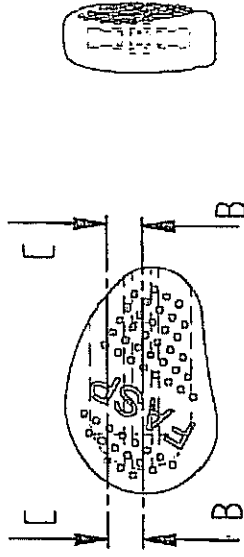
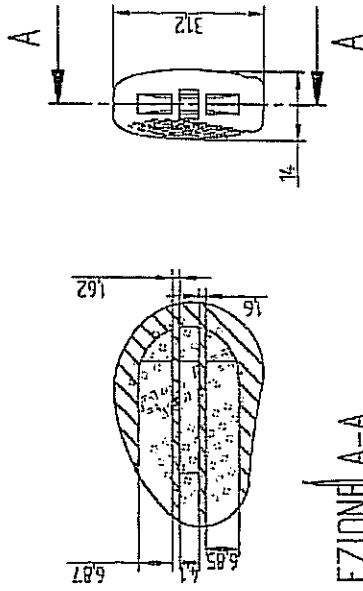
ARTICOLO

DESCRIZIONE **DISTANZIALE M10 L=10 mm**


MATERIALE PRATTO/LEGATO	Fe 360	PESO	kg 0.02
DATA	11.03.05	SCALE	nd
ELABORATORE	ALIOBENSI	VERIFICATORE	ALIOBENSI
PRODOTTORE	ALIOBENSI	CONFEZIONATORE	ALIOBENSI
USAZIONE	TOR326R		

**F.A.S.P.** TRAPPEZZIERI s.r.l.  
 INTERNI AUTOBUS - CAMPER - NAUTICA  
 VIA GOLGI, 27 - 25061 GUSSAGO (BRESCIA) ITALY  
 TEL. 030 321776 - 030 321885 - FAX 030 322281  
 www.fasp.it - e-mail: info@fasp.it

SEZIONE B-B



SEZIONE A-A



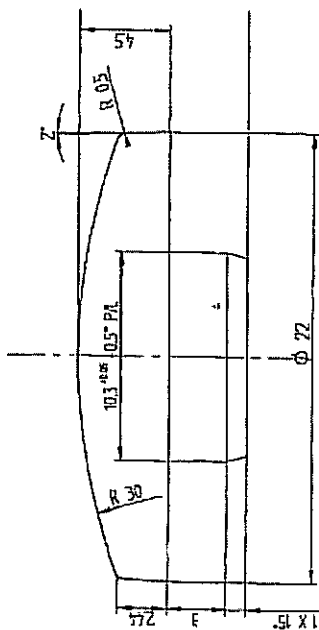
SEZIONE C-C



TOLLERANZE GENERALI DIMENSIONI DI PRELORO		MATERIALE		DATA		STANDARD	
PRO	REVISIONE	STANDARD	DATA	PRO	REVISIONE	STANDARD	DATA
1							
DESCRIZIONE		MATERIALE		STANDARD		DATA	
MANIPOLA LEVA SGANCIO		PVC		STANDARD		DATA	
20/06/2006		STP		PASSI		PLA/313	


NB. LA LEVA RAPPRESENTATA E LA DX LA SX  
E SIMMETRICAMENTE OPPOSTA

CODICE INGLESE	
EDIZIONE	
A) RASSEMBLAMENTO	
B) SCHEMI	
C) INSIEME	



NOTE :


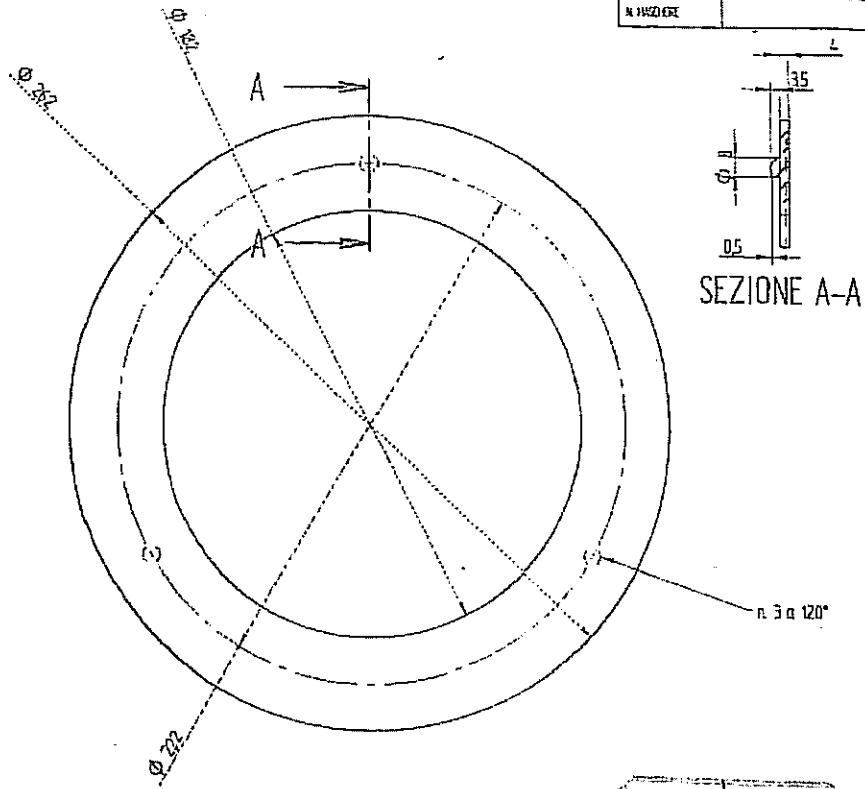
 INTERNI AUTOBUS - CAMPER - NAUTICA VIA BOLLOI, 27 - 20084 QUERZAGO (VERCELLI) ITALY TEL. 011 331776 - 011 331808 - FAX 011 332281 www.interni.it - e-mail: info@interni.it		DESCRIZIONE TAPPO PER PIASTRE ROTANTI		DATA 29.06.06		OPERATORE M.P.	
MATERIALE / FINITURA ALLUMINIO		QUANTITÀ 100		PREZZO UNITARIO 1.000		PREZZO TOTALE 100.000	
UNITÀ DI MISURA pz/lotto		UNITÀ DI MISURA pz/lotto		UNITÀ DI MISURA pz/lotto		UNITÀ DI MISURA pz/lotto	
CODICE 29.06.06		CODICE 142		CODICE 142		CODICE 142	



REDAZIONE GENERALE INT. DI ZONA P.190

PLM-394

CODICE PRELIMINARE	
CODICE ACBIT	
N. PROSPERITÀ TAVOLO	
N. STAFFE	
N. INSEZIORE	



NOTE:

10.15.14.122 ED. CALALUNI DI 227487796

	DESCRIZIONE	DATA	REGISTRATORE
A			
B			
C			

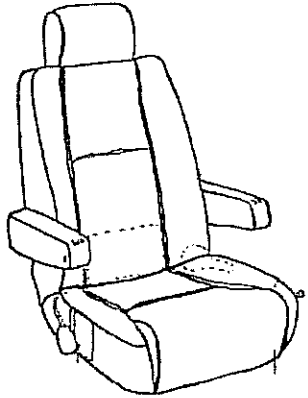
**FA&P** TAPPEZZERIA srl  
 INTERNI AUTOBUS - CAMPER - NAUTICA  
 VIA GOLBI, 21 - 25084 GUSNAGO (BRESCIA) ITALY  
 TEL. 030 321776 - 030 321888 - FAX 030 322281  
 www.fasp.it - e-mail: info@fasp.it

DESCRIZIONE: **RALLA PER ROTAZIONE PIASTRA MASTER/MOVANO**

UNITS/PAZ. / TRATTAMENTO:	COFO	PEZZI:	kg
---------------------------	------	--------	----

DATA:	29.06.06	ESPEC:	n.d.	ESSE/IN CAR:	Belfort	ALTO:	Massi	ALTRA DUE ESPEC:	
-------	----------	--------	------	--------------	---------	-------	-------	------------------	--

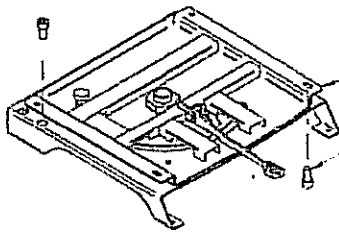
CODICE:	PIA66R1 5
---------	-----------



SEDE 306 dx

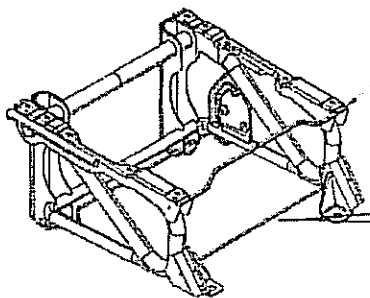


SCORREVOLI 12304008  
(CICATO MODIFICATI)




PIASTRA 13004821dx

FISSAGGIO SUPERIORE  
ED INFERIORE CON  
N. 10 VITI M6x20  
TESTA CILINDRICA  
ESAGONO INCASSATO  
12,9



SUPPORTO ORIGINALE



NOTE

MODIFICA	DATA	DESCRIZIONE
A		
B		
C		

FIGURINO SEDE 306 DX CON PIASTRA ROTANTE SU CICATO K259

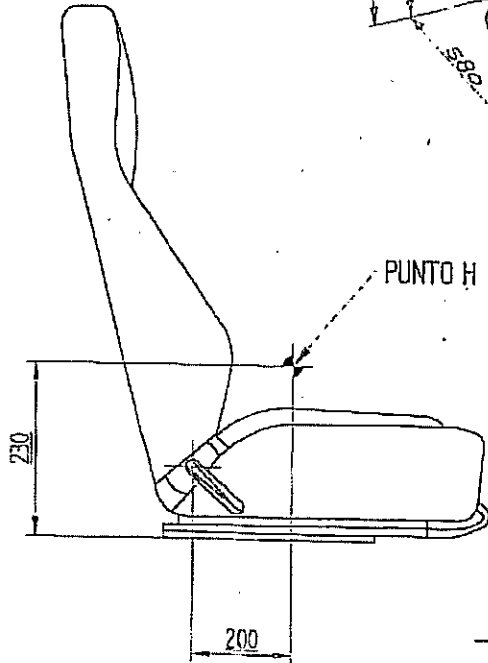
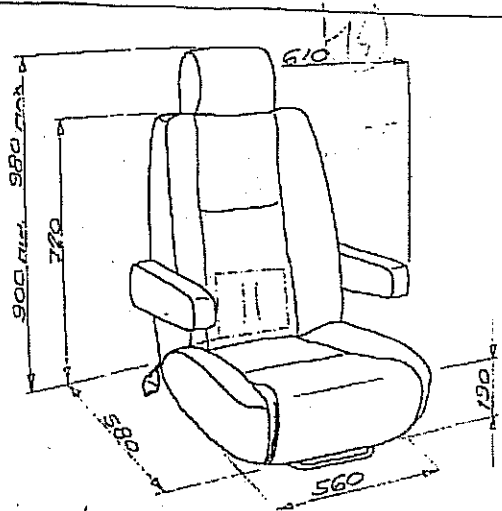
DATA	SCALE	OPERAZIONE	UNITA	VALORE	UNITA
26.06.06	dal	Brutto	Massa		kg

4890

ALFONELLI S.p.A. IMPIEGATI  
INTERNI AUTOBUS - CAMPER - NAUTICA  
VIA GOLZI 23 - 35064 GUSSAGO (BENEZIA) ITALY  
TEL. 049 321746 - 049 321805 - FAX 049 322281  
www.alfonelli.it e-mail info@alfonelli.it



SEDILE SERIE 300 :	PESO
MODELLO 301	KG 15
MODELLO 306	KG 17



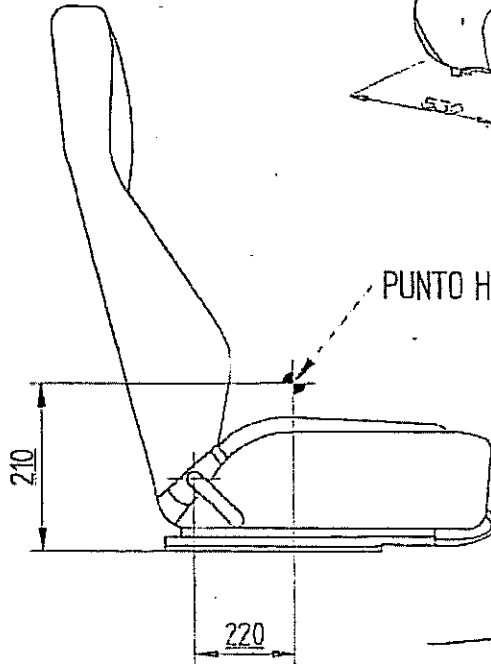
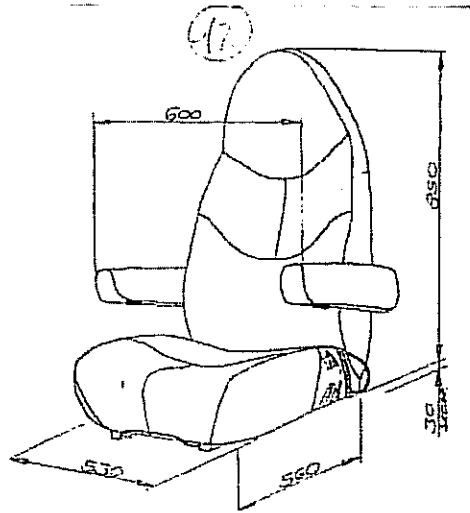
Delibera Prot. n. 1000/2008  
 Roma, 12/10/2008 n. 1000/2008  
 AUTORELLI FERRARI & CO  
 SEDE ALBO N. 1000

NOTE :

MODIFICHE	DATA	DESEGNATORE
<b>MODELLO</b> PUNTO H SEDILE serie 300		
<b>DESCRIZIONE</b>		
<b>VERSIONE / VARIANTA</b> 27 09 05	<b>PESO</b> kg.	<b>ALTEZZA</b> STANDARD

**F.A.S.P.** TRAPPETTA s.r.l.  
 INTERNI AUTOBUS - CAMPER - NAUTICA  
 VIA GOLIO, 27 - 35064 GUSSEDO (BRESCIA) ITALY  
 TEL. 030 321776 - 030 321885 - FAX 030 321381  
 www.fasp.it - e-mail: info@fasp.it

SEDILE SERIE 200 :	PESO
MODELLO 200	KG 13
MODELLO 201	KG 14,5
MODELLO 205	KG 15



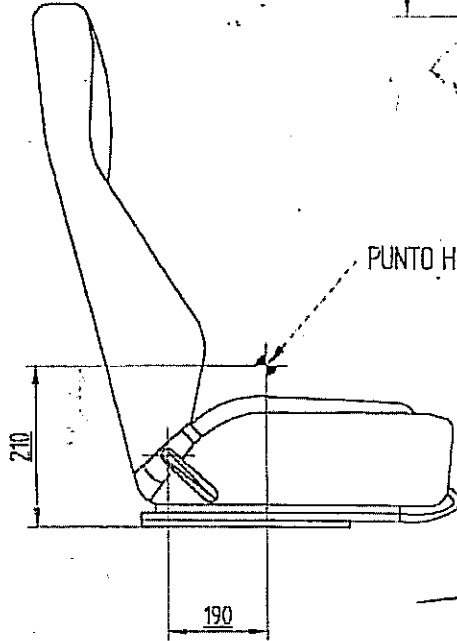
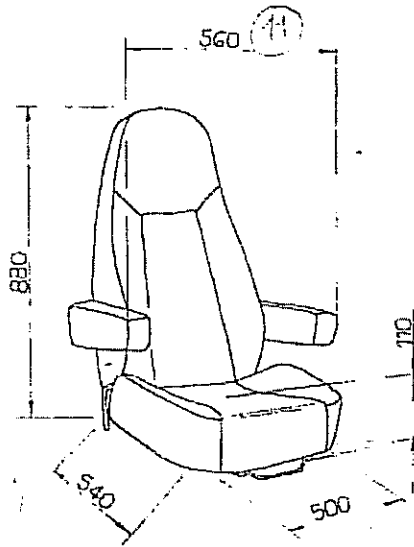
Officina Industriale  
 Pirelli Italiana di Legno e Plastica  
 25010  
 10040 1410 14 1242

NOTE :

DESCRIZIONE	DATA	DESIGNATORE
1		
2		
3		
<b>TITOLO</b> PUNTO H SEDILE serie 205		
<b>DETTA</b>		
<b>TECNICA / DISTRIBUZIONE</b>		<b>PESO</b> kg
27.09.05		<b>TECNICA</b> STANDARD
- MASSI		<b>TECNICA</b> MASSI

**TRAPICCIARI SPA**  
 INTERNI AUTOBUS - CAMPER - NAUTICA  
 VIA GOLGI, 27 - 25064 CUSAGO (BRESCIA) ITALY  
 TEL. 030 321776 - 030 321885 - FAX 030 322281  
 www.trapicciari.it - e-mail info@trapicciari.it

SEDILI SERIE 740 :	PESO
MODELLO 740	KG 12
MODELLO 741	KG 13,5
MODELLO 742	KG 14
MODELLO 745	KG 12
MODELLO 746	KG 13,5
MODELLO 747	KG 14
MODELLO 748	KG 12
MODELLO 749	KG 14



Collegi Professionale  
 Pura di Via S. Maria di Fiume a Fiume  
 Via S. Maria di Fiume a Fiume  
 25034 GUSNAGO (BS) - TEL. 030 321778 - FAX 030 322281  
 www.fasp.it - e-mail: info@fasp.it


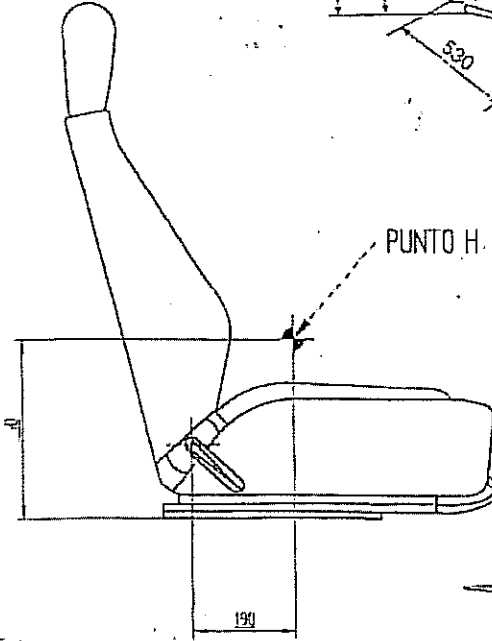
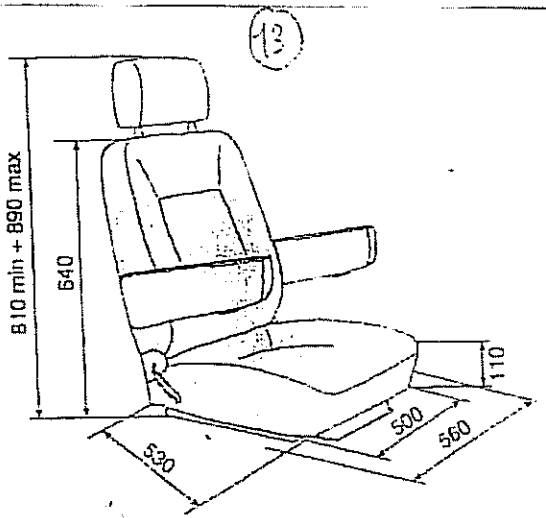
NOTE :

A	B	C	DESCRIZIONE	DATA	REVISIONE
			PUNTO H SEDILE serie 740		
MATERIALE / TRATTAMENTO					
ATA	27.09.05	-	MASSI	MASSI	MASSI

**FASP** TRAPPEZONIA s.r.l.  
 INTERNI AUTOBUS - CAMPER - NAUTICA  
 VIA GOLLE 27 - 25034 GUSNAGO (BRESCIA) ITALY  
 TEL. 030 321778 - 030 321888 - FAX 030 322281  
 www.fasp.it - e-mail: info@fasp.it


CLASSE	CONTINERE
STANDARD	

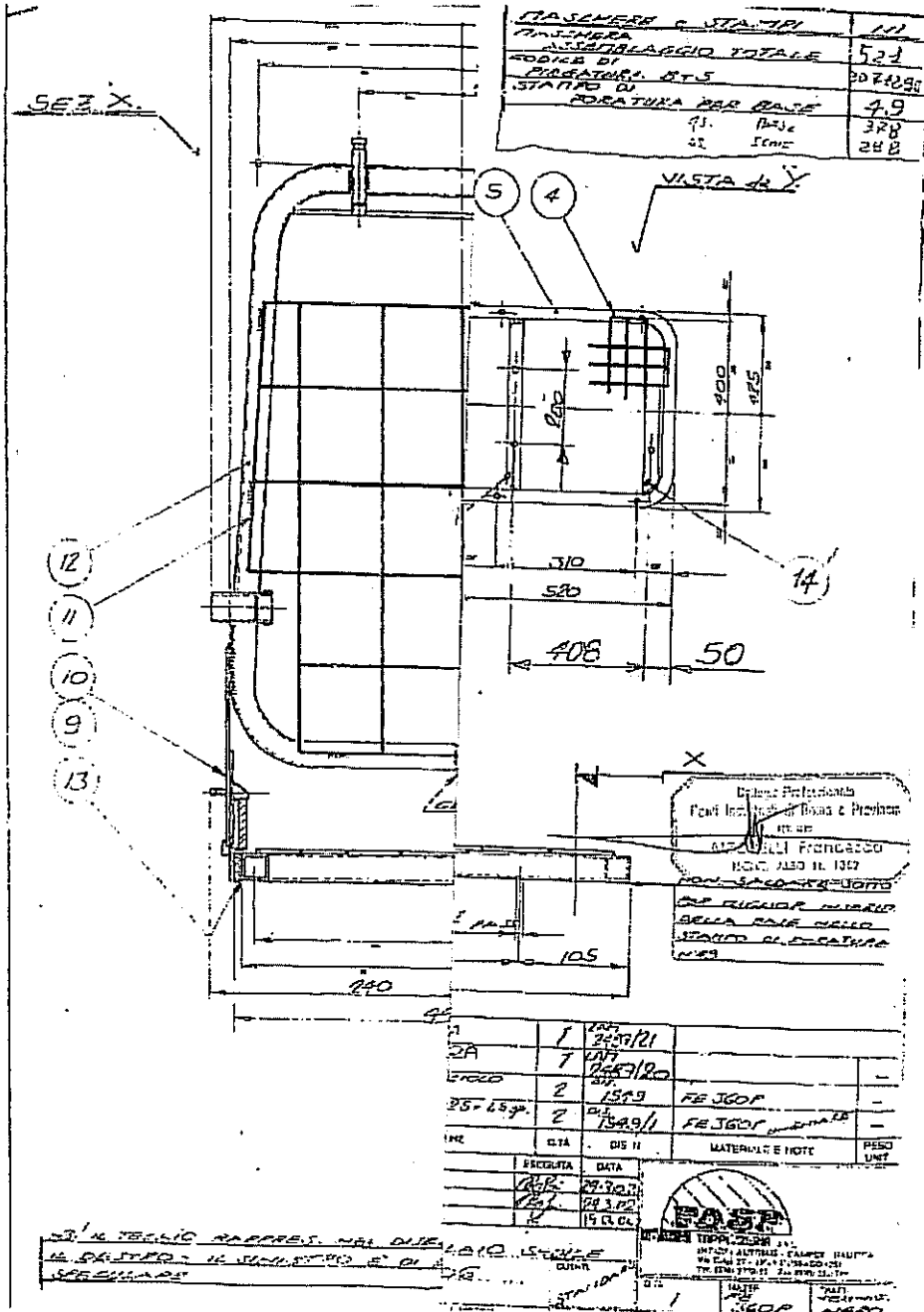
SEDILE SERIE 960 :	PESO
MODELLO 961	KG 12
MODELLO 965	KG 14
MODELLO 966	KG 12
MODELLO 967	KG 14



NOTE :

DESCRIZIONE	DATA	REVISIONE
<b>TITOLO</b> PUNTO H SEDILE serie 960		
<b>NOTE</b> STANDARD		
<b>TECNICHE / TRATTAMENTO</b> 7.09.05	<b>ELAB.</b> MASSI	<b>VERIF.</b> MASSI
<b>PESO</b> kg.		<b>REVISIONE</b> STANDARD


**TAPPEZZERIA 50**  
 INTERNI AUTOBUS - CAMPER - NAUTICA  
 VIA GOLDI, 27 - 25064 OUSAGO (BRESCIA) ITALY  
 TEL. 030 321778 - 030 321888 - FAX 030 322281  
 www.taspi.it - e-mail: info@taspi.it



PROIEZIONE E STATO	1/1
NUMERO	523
ASSEMBLAGGIO TOTALE	523
MODI DI	007409
PROIEZIONE	4.9
STATO DI	388
PROIEZIONE PER BASE	248
91. 1732	
92. 1732	

Ingegnere Professionista  
 Paolo Antonio Basso e Proton  
 N. 1000  
 10/10/1980  
 N. 1000 ALBO N. 1000  
 N. 1000  
 N. 1000  
 N. 1000


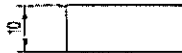

QTA	DIS II	MATERIALI E NOTE	PESO UNIT
1	25/3/21		
7	25/3/20		
2	15/3/9	FE JGOF	
2	15/3/9/1	FE JGOF	

ESECUTITA	DATA
	29.3.21
	24.3.21
	19.3.21

**FAST**  
 INGENIERI ASSOCIATI S.p.A.  
 VIA S. ANTONIO, 10 - 10128 TORINO (TO)  
 TEL. 011/31211111 - FAX 011/31211122

SE' IL TUBO RAPPRES. NEL DUE...  
 IL...  
 ...

<b>CODE</b>	<b>DESCRIPTION</b>	<b>MATERIAL</b>	<b>QUANTITY</b>
W2487/51	Spacer plate	FE 360	2
W2487/4	25 x 25 square tube, thickness 1,5 mm	FE 360	1
W1549	Tubes for insertion of armrests	FE 360	2
MOL2487/50	Arc welded mesh	FE 360	1
MOV1170/4sx	Adjustment mechanism	FE 360	1
MOL2487/22	Round bar for headrest support	FE 360	1
TEL2591	Couple headrest tubes	FE 360	2
W1714/2	Rear support bar	FE 360	1
W2487/3	Curved bar	FE 360	1
LAM2487/20	Seat plate for Cra Ducato	FE 360	1
LAM2487/21	Seat plate for Cra Ducato	FE 360	1
W1549/1	Adjustable armrest bush attachment	FE 360	2
	Interlocking key	FE 360-8x7x30	2
MOV1170/3	Adjustment mechanism	FE 360	1
MOL2487/2	Arc welded mesh	FE 360	1

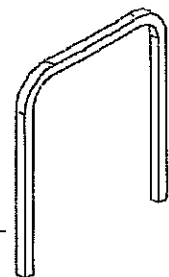
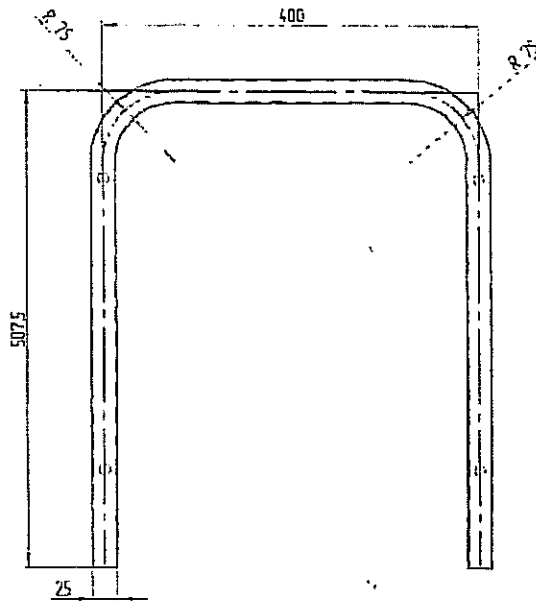


NOTE:

TOLLERANZE GENERALI UNI EN 22768 P20

MODIFICHE		DATA	DESCRIZIONE
A			
B			
C			
ARTICOLI			
DESCRIZIONE			
PIATTO DISTANZIALE			
MATERIALE / TRATTAMENTO			PIERO
FPP25x10 L80			kg. 0,15
DATA	SECCA	DEPOSITO	NOTE
10.03.05	n.l.	Beluno	Pozzi
FIRMA DEL CLIENTE			DESCRIZIONE
			W7487/51

**F.A.S.P.** TROPEZZERIE s.p.a.  
 INTERNI AUTOBUS - CAMPER - NAUTICA  
 VIA GARIBOLDI 21 - 25064 GUSSEGO (BRESCIA) ITALY  
 TEL. 030 321774 - 030 321885 - FAX 030 322281  
 www.fasp.it - e-mail: info@fasp.it



Collegio Politecnico  
 Paolo Lombardi - Paolo & Fratelli  
 Autocollante Francesco  
 20128 - 20129



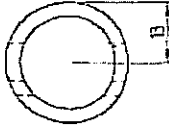
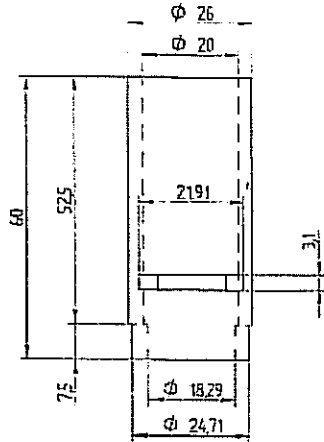
NOTE:

TOLLERANZE GENERALI DI 0,27651716

DESCRIZIONE		DATA	ESECUTORE
A			
B			
C			
<b>ARTICOLI</b> CODICE: TUBOLARE 25 x 25 QUADRO, SP.1,5 mm			
MATERIALE / FINITAMENTO		PIESSE	QUANTITÀ
Fe 360		kg 1490	
DATA	CAVA	DESIGNAZIONE	STATO
13.03.05	nd	BRUNO	OK
			DESIGNO
			W2487. 4

**FASPE** TRAPEZZERIA srl  
 INTERNI AUTOBUS - CAMPER - NAUTICA  
 VIA GOLDI, 27 - 25064 GUSSAGO (BRESCIA) ITALY  
 TEL. 030 321778 - 030 321885 - FAX 030 322261  
 www.faspe.it - e-mail: info@faspe.it



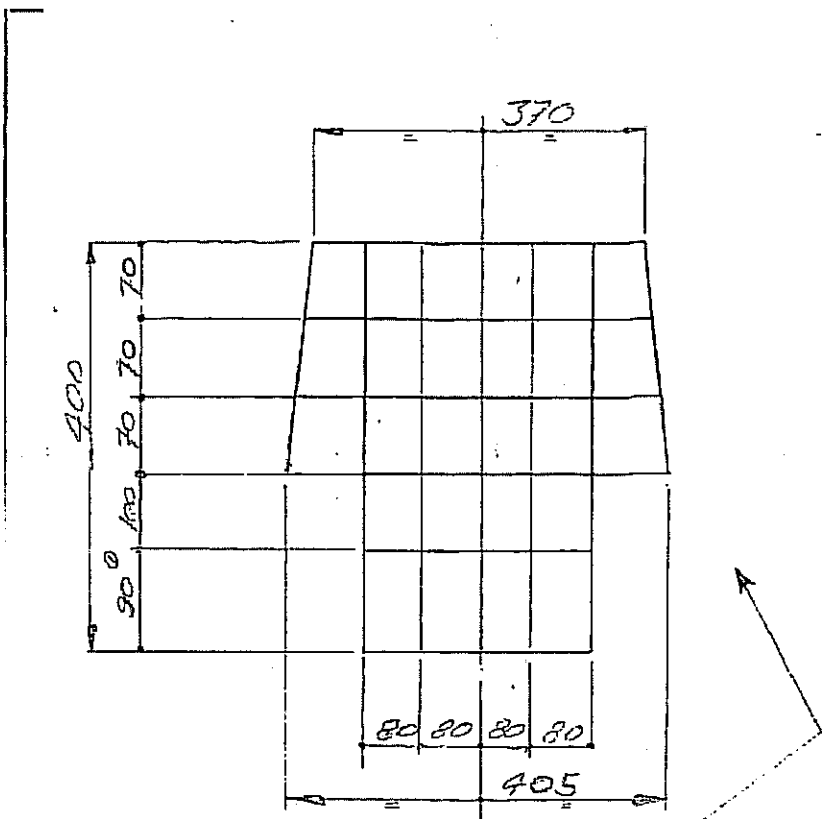


NOTE :


TOLLERANZE GENERALI UNO DI 22768596


VARIANTI		DATA	ESECUTORE
A			
B			
C			
DESCRIZIONE			
TUBETTI PER INSERIMENTO BRACCIOLI			
MATERIALE E TRATTAMENTO		Fe 360	kg 0.80
DATA	SCALA	ESECUTORE	PROVA
10.03.05	1:1	Prof. P.	Prof. P.
CLIENTE			TELAIO
F.A.S.P.			W1579

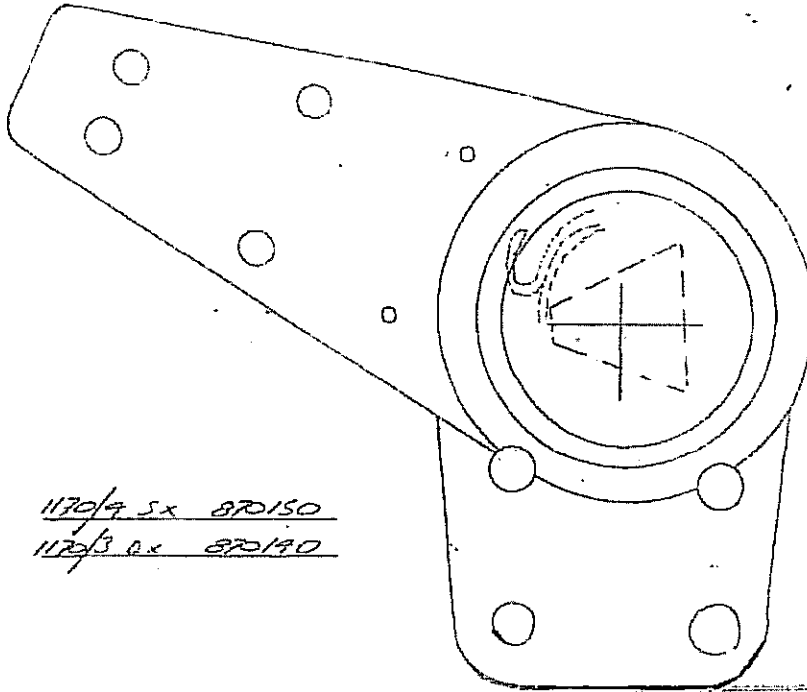
**F.A.S.P.** TAPPETTERIA Srl  
 INTERNI AUTOBUS - CAMPER - NAUTICA  
 VIA GOLDI, 27 - 25064 GUSSAGO (BRESCIA) ITALY  
 TEL. 030 321775 - 030 321885 - FAX 030 322201  
 www.fasp.it - e-mail: info@fasp.it




FILO:  $\phi 3$  INTERNO  
 N° CONTORNO FILO  $\phi 4$



POS.	DENOMINAZIONE	Q.TÀ	DIS. N.	MATERIALE E NOTE	PESO UNIT.	
N.	MODIFICHE	ESEGUITA	DATA	 <b>PASP</b> TAPPEZZERIA S.R.L. INTERNI AUTOBUS - CAMPER - NAUTICA Via Galilei 17 - 22064 DUSIAGO (BS) Tel. (030) 2770133 - Fax (030) 2511749		
1	MODIFICATO DA OMBR	M	17-05			
2						
3						
DESCRIZIONE				Q.TÀ	MATER.	TRATT. VERN. NERA
RETE ELETTRONICA DATA				1	FE 378	NERA
N. MEDII SERIE:						
ATEHA						
DATA	STAB.					
4-99	1:5	PASSI	-		2487/50	1




1170/9 SX 870150  
 1170/3 DX 870190




NB: IL N. 1170/9 RAPPRES. E' IL 3°  
 IL 1170/3 E' DI DERIVAZ.  
 SPECULARE

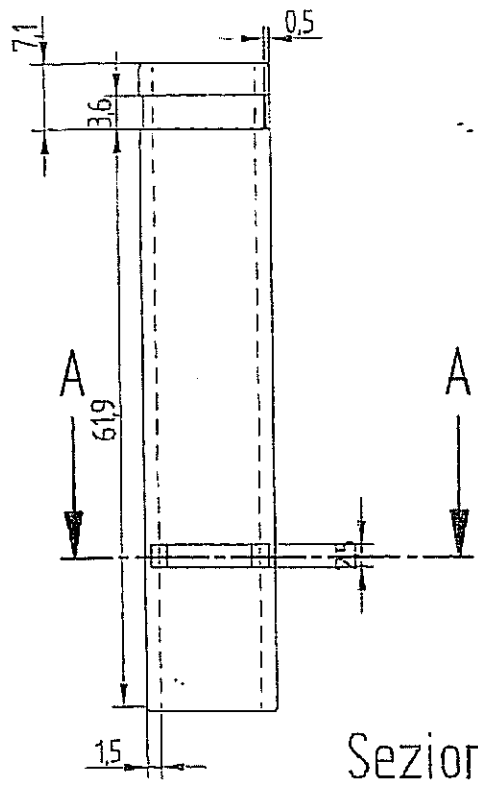
POS.	DESVINAZIONE	Q.TA	DIS. N.	MATERIALE E NOTE	PES. UNIT.	
11.	MODIFICHE	ESEGUITA	DATA	<p><b>RASP</b>            RASPIZZI ANONIMA S.p.A.            INTERNO MERIDIALE - CAMPER - NAUTICA            Via G. G. 37 - 20064 OLSO (NO)            Tel. (030) 370153 - Fax (030) 231179</p>		
1						
2						
3						
DESCRIZIONE				CLIENTE		
MECCANISMO DI				STANDARD		
REGOLAZ.					Q.TA	
SCHIEMI.					MATER.	TRATT.
DATA	SCALA	DISEGNI	VISTI	1170/1A	FOGLIO	
9.99	1:1	III.	1			




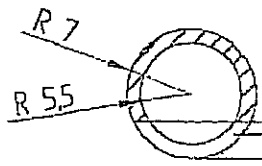
Azienda  
 S.p.A.  
**AUTOSILI Francesco**  
 10010 ALBA I. 1012

(ex 2437/10)

PCS	DENOMINAZIONE	Q.TA	DIS. N.	MATERIALE E NOTE	PESO UNIT.
N.	MODIFICHE	ESEGUITA	DATA	 <b>FASP</b> TRAPPEZZERA S.R.L. INTERNI AUTOBUS - CAMPER - NAUTICA Via G. G. 27 - 12044 GIUSSAGO (BS) Tel. (030) 379163 - Fax (030) 379170	
1					
2					
3					
DESCRIZIONE		CLIENTE		Q.TA	MATERIALE
FORMAZIONE A PORTEGGIO PER TESTA		/		1	FE 501
DATA	SCALA	DISEGNI	VISTO	TRATT.	FOGLIO
20/10/02	1	[Signature]	[Signature]	/	1
				DIS. N. 2437/10	


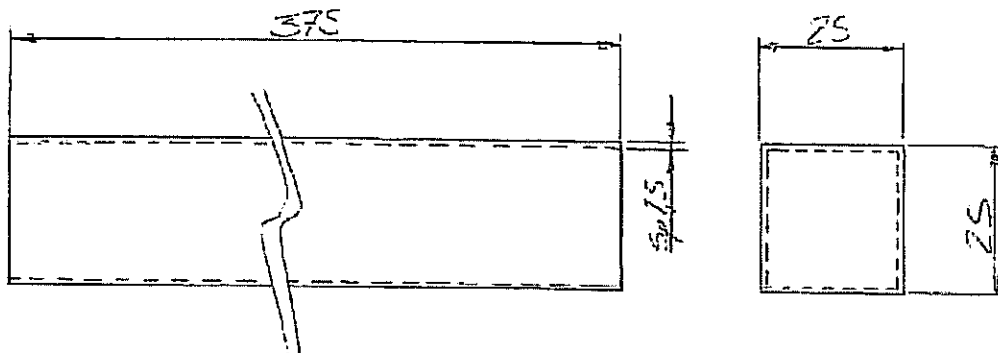



Sezione A-A



TOLLERANZE GENERALI  
UNI5307 GP PRECISO

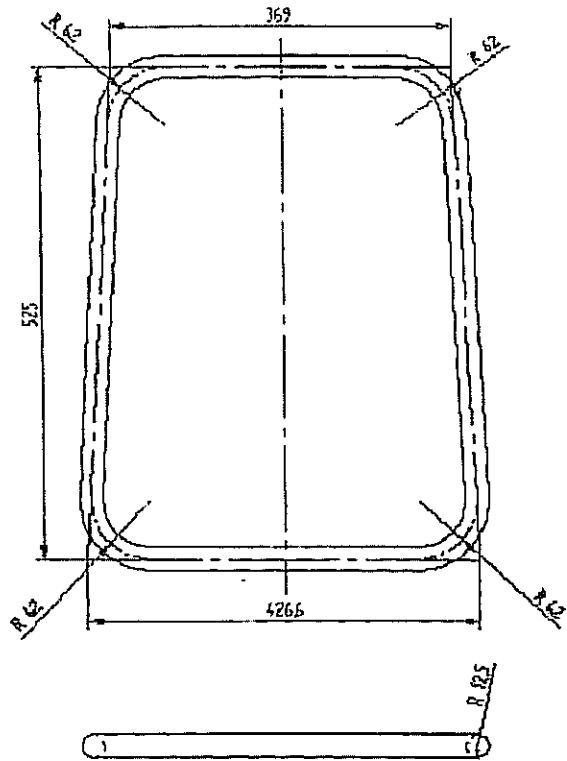
POS.	DENOMINAZIONE	Q.TA'	D'S N.	MATERIALE E NOTE	PIEZO UNIT.	
1	MODIFICHE	ESEGUITA	DATA			
2						
3						
4						
DESCRIZIONE		CLIENTE		Q.TA'	MATERIALE	TRATT.
COPPIA TUBETTI APPOGGIATESTA						
22/2004	SCALA	DISEGN	VISTO	TEL2591		FOZLO
		Nicola				



OS.	DENOMINAZIONE	Q.TÀ	DIS. N	MATERIALE E NOTE	PESO UNIT
	MODIFICHE	ESEGUITA	DATA	 <b>FASP</b> <b>IMPEZZERH S.R.L.</b> INTERNI AUTOBUS - CAMPER - NAUTICA Via Golgi 27 - 25064 GUSSAGO (BS) Tel. (030) 2770153 - Fax (030) 2521749	
DESCRIZIONE <b>TRAVERSINO POSTERIORE BASC</b>				CLIENTE	Q.TÀ MATERIALE <b>25.25.1.5</b>
DATA <b>06/06</b>	SCALA <b>1:1</b>	DISEGN <b>L.N.</b>	VISTO <b>ellip.</b>	DIS. N. <b>XL1714/2</b>	FOGLIO <b>1</b>

★ ★

IL PRESENTE DISEGNO È PROPRIETÀ PRIVATA DELLA FASP S.R.L. E È PROTETTO DA LEGGE.



Certificato  
 1000  
 1000  
 1000  
 1000

NOTE:

INDICE	DATA	REVISIONE
A		
B		
C		

DESCRIZIONE  
 TUBOLARE SCHIENALE d. 25 mm sp. 1,5 mm

MATERIALE  
 FTZ5y15

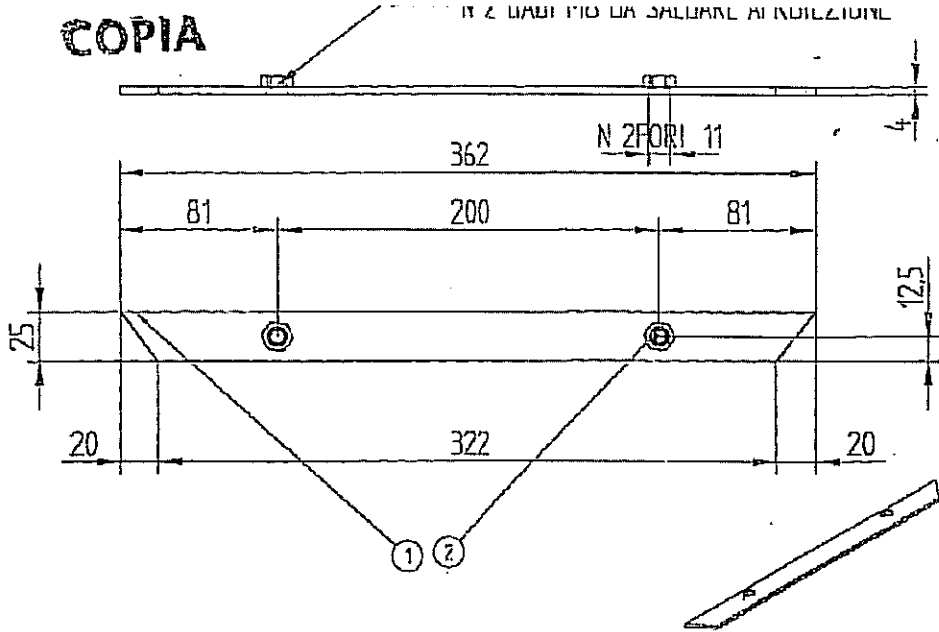
DATA: 100305    N. D.: n d    OPERAZIONE: Prima    P. 271

W7687A

INTERNO AUTONIS CALMIS - NAUTICA  
 VIA NOI 27 - 20064 BUEGNO (DOLERA) ITALY  
 TEL. 0362 871771 - 871772 - 871773 - 871774 - 871775  
 WWW.CALMIS.IT - E-MAIL: INFO@CALMIS.IT


**COPIA**


IT 2 DADI FIO DA SALDARE IN INDIZIONE



Numero oggetto	Numero documento	Titolo	Materiale	Quantità
1	LAM2487/20	PIATTO PER SEDILI PER CRA DUCATO	Fe360C	1
Z		Weld nut DIN 929 - M 8 x 125 - st		2

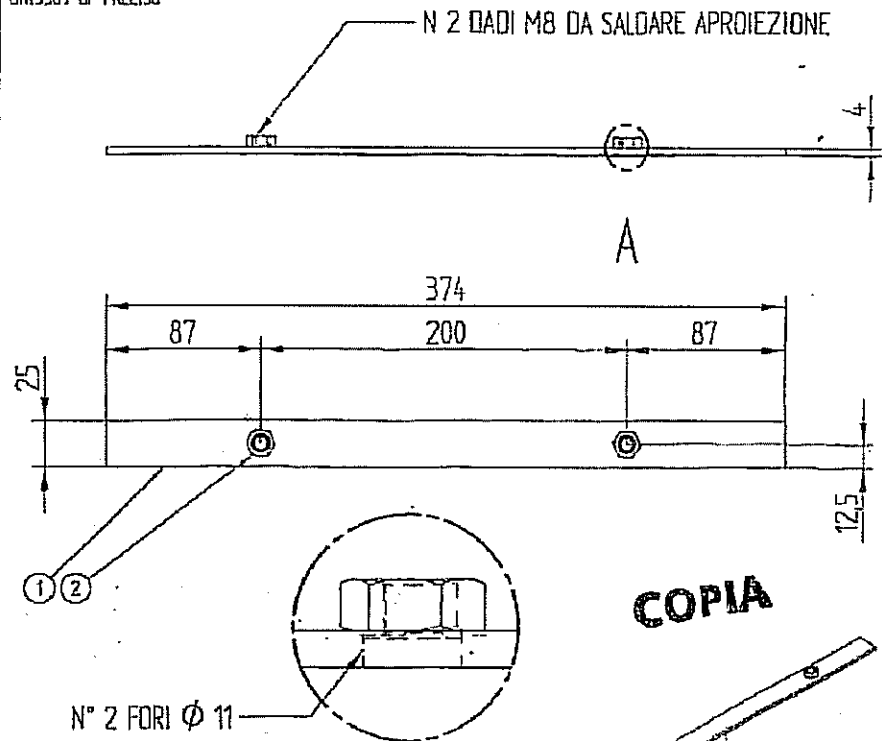
TOLLERANZE GENERALI  
UNIS307 GP PRECISO



PGS.	DENOMINAZIONE	Q.TA'	DIS. N	MATERIALE E NOTE	PESO UNIT.	
NL	MODIFICHE	ESECUITA	DATA	 <b>FASP</b> INTERNO AUTOSUDS - CAMPER - NAUTICA Via Olyp 27 - 22064 GUSSEGO (BS)		
1						
2						
3						
DESCRIZIONE		CLIENTE		Q.TA'	MATERIALE	TRATT.
PIATTO SEDILI PER CRA DUCATO		L.A.M. S.p.A.				
DATA	SCALA	DISIGN	TESTO	L.A.M. 2487_20		FOLIO
27/08/2000		MACCI				



TOLLERANZE GENERALI  
UNIS307 GP PRECISO



Dettaglio A

Numero sequenziale	Titolo	QTA	DIS.	MATERIALE	NOTE
1	PIATTO PER SEDILI PER CRA DICATO	1	LM248720	Fe3AC	
2	Weld sul DN 929 - H 8 x 125 - st	2			

FIG.	DECOMPOSIZIONE	Q.TA	DIS. N.	MATERIALE	NOTE	FEDE UNIT.
14	MODIFICHE	ESEGUITA	DATA			
1						
2						
3						

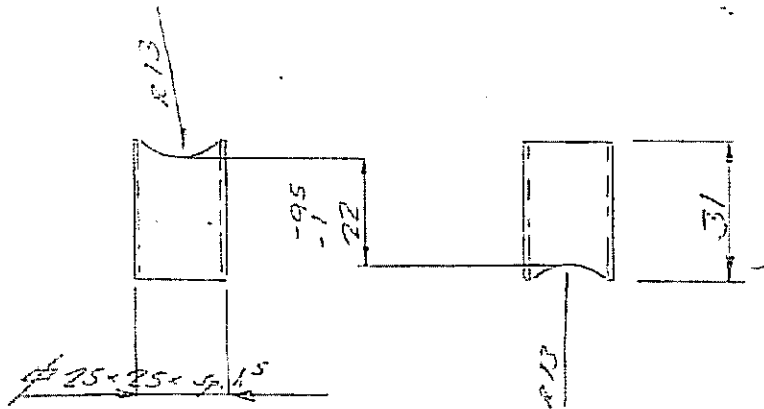
DESCRIZIONE		PIATTO SEDILI PER CRA DICATO	
LAM. sd. 4		TECNIQUE	
DATA	SCALA	DISEGNI	VERSO
27/10/2004		MASSI	

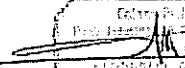
Q.TA	MATERIALE	TRATT.



  

FIG.	LM2487 71
------	-----------

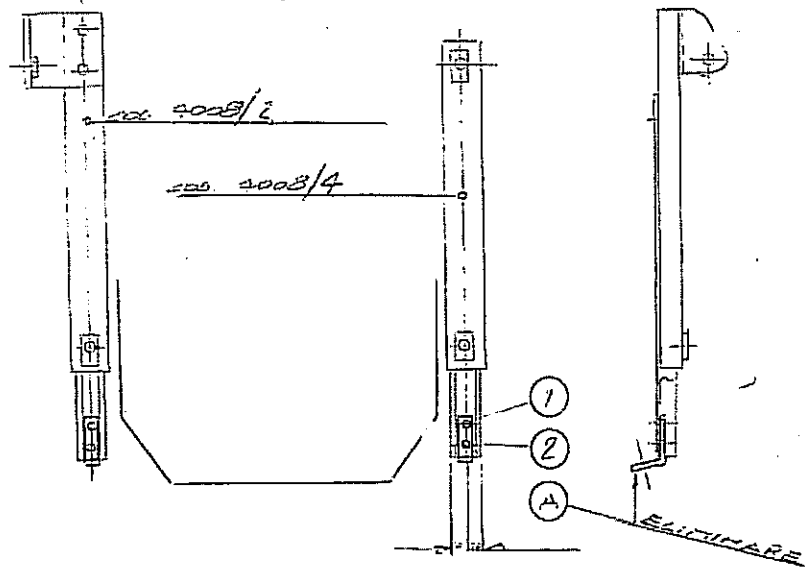


STATO X :  
 INGHILTURA

  
 ROBERTO BIONDI  
 INGEGNERE  
 REG. 1457/11/1992


DS	DENOMINAZIONE	Q.TA	DIS. N.	MATERIALE E NOTE	PESO UNIT		
	MODIFICHE	ESEGUITA	DATA	 <b>FASP</b> IMPEZZERÒ S.R.L. INTERNI AGRICOLI - CAMPER - NALTECA Via Galzi 77 - 22064 GUSSAGO (BS) Tel. (030) 778123 - Fax (030) 2321749			
CONDIZIONE						Q.TA	MATER.
ATTACCO BUSIOLA BRACCIOLO REGOLABILE						1	
TA	SCALA	DISEGNI	VISTO	Q.TA	TRATTI		
3 1/2	1	FASSI	1	1			
				 15/3/11	FOGLIO 1		

NEL IL DISEGNO RAPPRES. LA COPPIA Sx LA Dx E CORRISPONDENZA  
 S. x L. D. x: SCOP. 4008/3 S/ATTECCO  
 SCOP. 4008/4 S/ATTECCO




DESCRIZIONE MODIFICA:

- 1- ESEGUIRE FORI PASSANTI CON PUNTA #9 IN CORRISPONDENZA DEI PUNTI DI SALDATURA 1-2
- 2- UTILIZZARE PFOE 2 PER PULSANTO SCORREVOLE SU PIASTRA GIREVOLE ART. 1305.3978 Sx

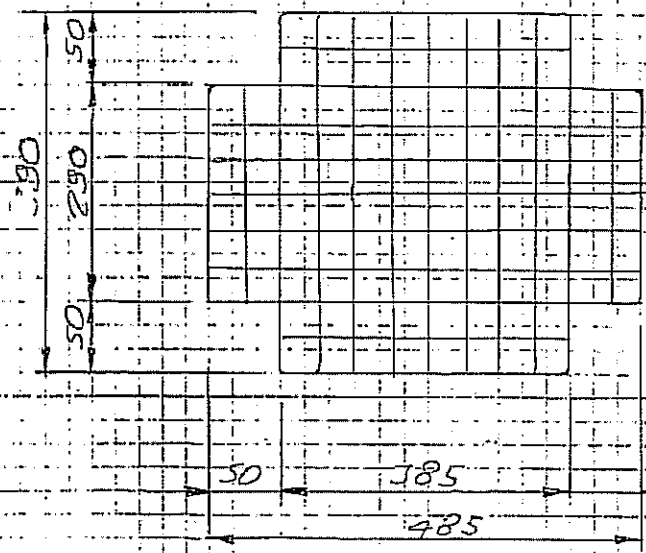


UTILIZZABILE ANCHE PER PEUGEOT E CITROEN

POS.	DENOMINAZIONE	Q.TA	DIS. N.	MATERIALE E NOTE	PESO UNIT.
N.	MODIFICHE	ESEGUITA	DATA	 <p><b>PASP</b>            IMPIEZZERIA S.p.A.            INTERI AUTOBUS - CAMPER - NAUTICA            Via G. G. 27 - 25064 GUSSEANO (MO)            Tel. (030) 270153 - Fax (030) 2521749</p>	
1					
2					
3					
DESCRIZIONE				D.TA    MATER.    TRATT.	
MODIFICA SCORREVOLE					
ORIGINALE ALGATD				CLIENTE S. CARLO	
4002 (4004) 1230.4052 Sx DATA    17-02    SCALA    1    DISEGNI    M.M.    VOTO    M.M.				ART.    12.30.4008 Sx P.    12.30.4008 Sx	

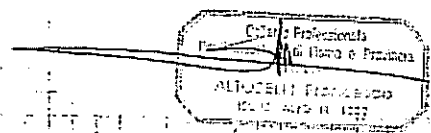
GRIGLIA \* SEDILE STECA  
C. 7040

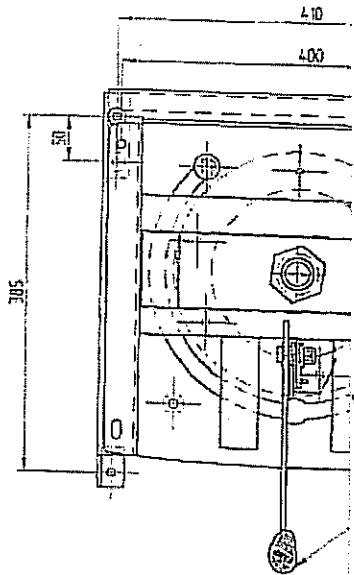
27.7.95



TRAGLIA 50x50  
FILO  $\phi$  3  
QUANTITA : 1

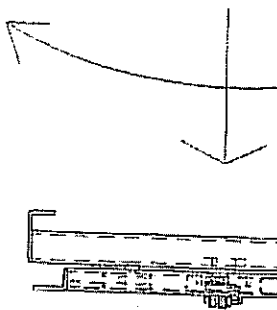
DIS.  
2487/2






CODICE FERRAMENTA	
LUCE E ADIUT	
N. PASTIGLIERA TAZZO	
N. STAMPO	
N. HANDBICE	

Collega Professional  
 Part. Industriale s.p.a. - Via S. Placido  
 25012 Gussago (BS) - Tel. 030 322221  
 www.fasp.it

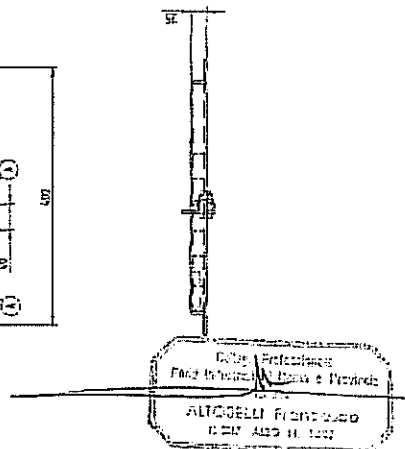
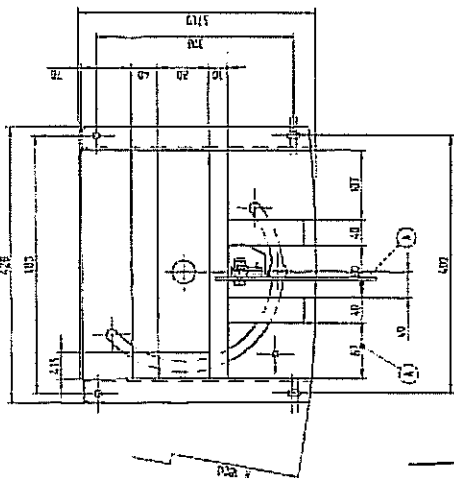
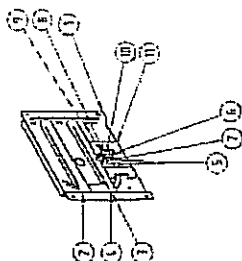


Titolo	Materiale	Quantità
PERORE PIASTRA GIREVOLE ESD SX SEDE FASP		1
PERORE PIASTRA GIREVOLE ESD SX LATO GUIDA		1
2 ROTAZIONE PIASTRA EVAHARD		1
A LEVA SGANCIO	MATERIALE PLASTICO	1
STANZIATORE		2

DESCRIZIONE BRUCIA	 <b>FASP</b> TAPPEZZERIA srl INTERNI AUTOBUS - CAMPER - NAUTICA VIA GOLDI, 27 - 25064 GUSSAGO (BRESCIA) ITALY TEL. 030 321776 - 030 321985 - FAX 030 322221 www.fasp.it - e-mail: info@fasp.it
MODELLO 740/205/960	
PREZZO kg 133	DESCRIZIONE 1300 4821sx

NOTE IL DISEGNO RAPPRESENTA IL SX IL DX E' SIMMETRICO

RENDERIA	
INDICE NUM.	
LAVORAZIONE	
CLASSE	
CONDIZIONE	



Numero operario	Numero accendino	Tidico	Particolare	Quantità
1	L4H4072AR	LAMIERA SUPERIORE PASTRA CILINDRO 250 SERIE P3P	Ff 360	1
2	L4H4623A	LAMIERA PEGATA DI RINVERZO	Ff 360	1
3	L4H4821C	LAMIERA PEGATA DI RINVERZO	Ff 360	1
4	W4472-27	Ff 250 A 104 PESSORE 2 mm	Ff 360	1
5	L4H4821T	LEVA PASTRA CILINDRO X 250 SERIE P3P	Ff 360	1
6	T0PZ28B	COSTRUZIONE M10 1-20 mm	Ff 360	1
7	L4H4719-65-80 62	VITE TESTA ISOGRAVE M10 4 35		1
8	L4H4572-004	PISTOLETTA RIETTANA		7
9	L4H4719-005	LEVA AUTOCENTRANTE M10		1
10	M44472-23A	MOLLA LEVA PASTRA	ACCIAIO 616 L485100 H90	1
11	L4H4723F	LAMIERA DI RINVERZO	Ff 360	7

BULCONE  
 AUTOCHELLI  
 SPINA  
 SPINA

**ATTENZIONE**  
 INTERPRETAZIONE IN  
 AUTOCHELLI AUTOMILE - CARIPOLI - MARITICA  
 VIA CAROLI 27 - 47019 MARITICA (ANCONA) ITALY  
 TEL. 054 23194 - FAX 054 23195 - C.A.B. 054/23196

TELEFONO: TEL. 4228780878  
 TELEFAX: TEL. 4228780879  
 FAX 4228780879

TELEFONO: TEL. 4228780878  
 TELEFAX: TEL. 4228780879  
 FAX 4228780879

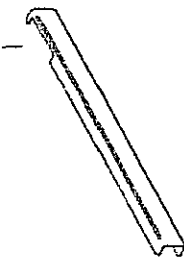
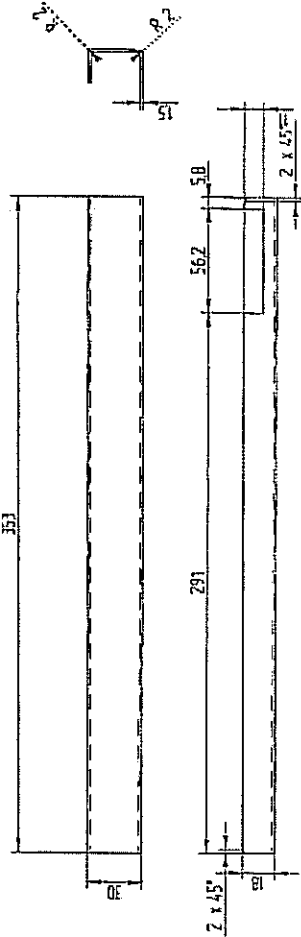
TELEFONO: TEL. 4228780878  
 TELEFAX: TEL. 4228780879  
 FAX 4228780879

**TEL. 4827715X**

NOTE: IL MARCHIO RAPPRESENTATO E' IL SUO IL DENTRO SIMBOLICO




CODICE FABBRICA	
DESCRIZIONE	
N. PRODOTTO	
N. STAMPA	
N. PARTIGLIA	



NOTE:

DESCRIZIONE		QUANTITA'		UNITA'		MATERIALE	
A							
B							
C							
ARTICOLI							
LAMIERA PIEGATA DI RINFORZO							
MATERIALE		Fe 360		PESO		kg. 1243	
DATA		22.05.06		MATERIALE		M. SASSI	
AUTORE		22.05.06		MATERIALE		M. SASSI	
MATERIALE		Fe 360		PESO		kg. 1243	
MATERIALE		Fe 360		PESO		kg. 1243	



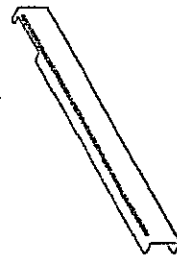
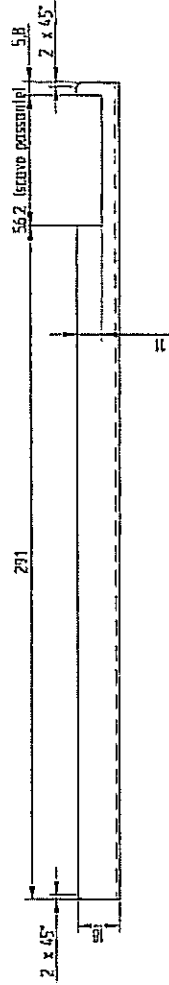
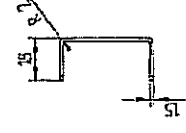

**IMPREGNERIA S.R.L.**  
**INTERINI AUTOBUS - CAMPER - NAUTICA**  
 VIA GARIBOLDI, 27 - 23064 GIUGRAGO (BRESCIA) ITALY  
 TEL. 030 221776 - 030 216185 - FAX 030 322261  
 www.impreg.it - e-mail: info@impreg.it

LAM4821/B


PRODOTTO IN ITALIA




UDIC PIEDAZZA
INDICE NOTIT
K. PARTENZA, M. IND
P. STAFFO
W. PIAZZARE

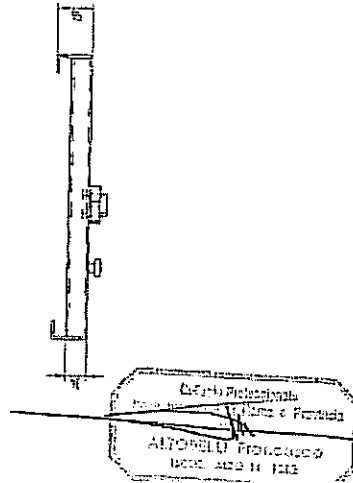
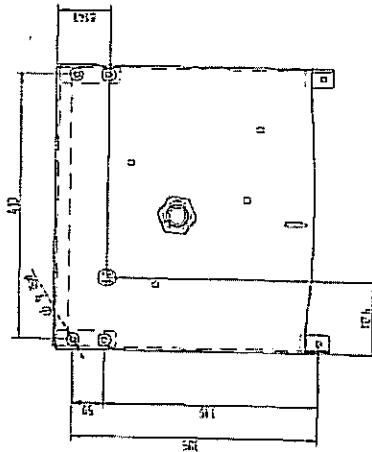
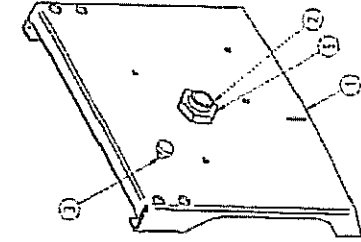


NOTE :

 <b>TAPPEZZERIA SRI</b> INTERNI AUTOBUS - CAMPER - NAUTICA VIA DOLCI, 27 - 25064 BUSNAGO (BRESCIA) ITALY TEL. 030 321770 - 030 321888 - FAX 030 322081 www.tappezzeria.it - email: info@tappezzeria.it		CLIENTE FORNITORE	
MODIFICHE DATA A B C CARICHI CARGO		DESCRIZIONE LAMIERA PIEGATA DI RINFORZO PESO kg. 0,284	
DATA 22.05.06	URGENTE Fe 36P H.D.	M.IND. M.IND.	M.IND. M.IND.
TELEFONAZI GENERALI UN EN 27745 171			
			DESIGN <b>LAM4B21/4</b>



INTELLIBILI	
INTELLIBILI	
INTELLIBILI	
INTELLIBILI	
INTELLIBILI	

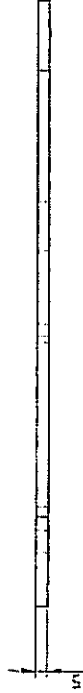
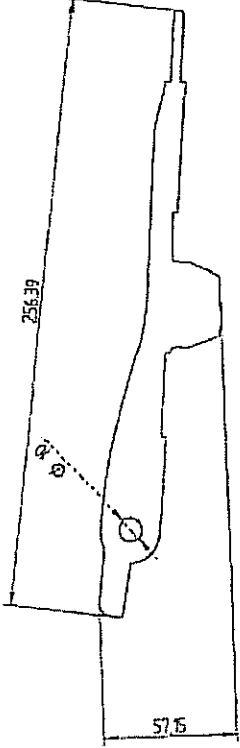


NUMERO	DESCRIZIONE	UNITA'	QUANTITA'	VALORE	UNITA'	VALORE
1	INTELLIBILI		1			
2	INTELLIBILI		1			
3	INTELLIBILI		1			

<b>ANTONELLO Franchetti</b> INGEGNERIA E ARCHITETTURA VIA S. MARIA 250 - 00187 ROMA - TEL. 06 5722141 - FAX 06 5722141 P. IVA 05974081061		TELEFONO: 06 5722141 TELEFAX: 06 5722141	
ZONE: Roma C.A.P.: 00187 PROV.: RM		TELEFONO: 06 5722141 TELEFAX: 06 5722141	



COCCIA PIANTINA	
COCCIA DESTRA	
IL MASCHERA LIQUID	
IL SINGOLO	
IL MASCHERA	




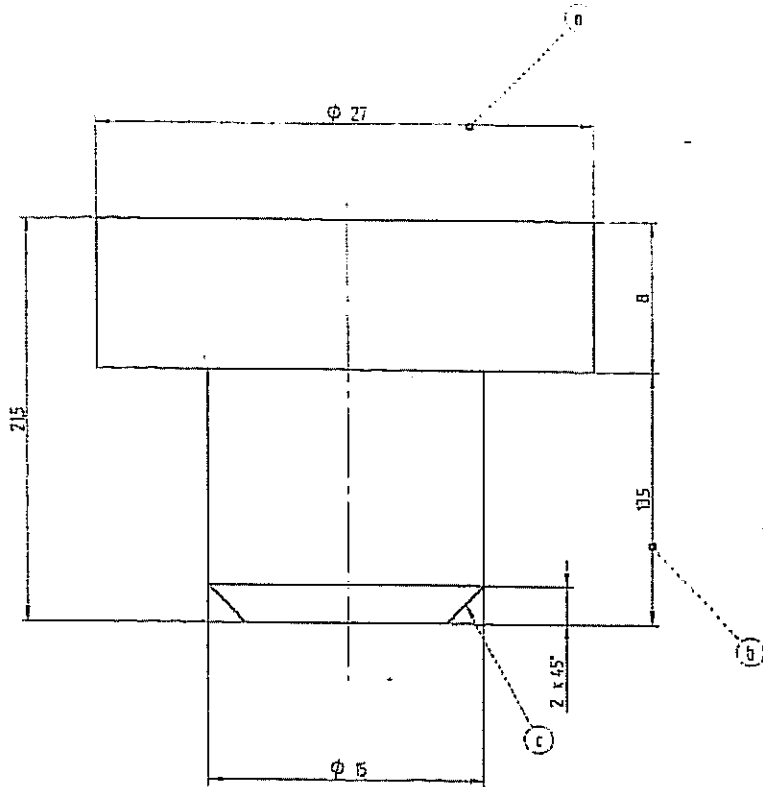
NOTE:

		<b>INTERNI AUTOBUS - CAMPER - NAUTICA</b> VIA GOLDI, 27 - 26064 GUSSAGO (BRESCIA) ITALY TEL. 030 211778 - 030 211785 - FAX 030 322281 WWW.FAP.II - E-mail: info@fap.i	
DESCRIZIONE <b>LEVA PIASTRA DUCATO X250 SEDILE FASP</b>		MARCHIO <b>FASP</b>	
DATA 		CATEGORIA 	
MATERIALI <b>FE 360</b>		MARCHIO <b>kg. 0,203</b>	
DATA <b>09/04/06</b>		MARCHIO <b>Mgsif</b>	

TOLLERANZE GENERALI ISO EN 2768 MTS

LAM48217





NOTE:

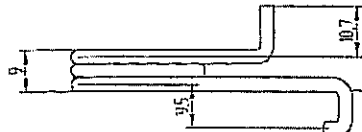
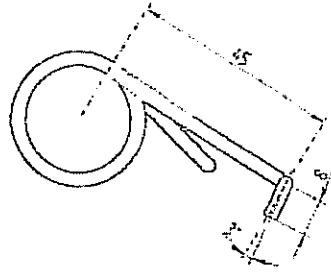
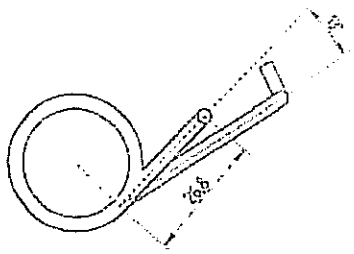
ILLUMINIZIONE GENERALI IN 27/6/1976

MODIFICA	DATA	DETERMINAZIONE
A aumentata quota	25.11.04	bruno
B aumentato diametro	03.03.05	bruno
C realizzata smusso	24.11.05	bruno

**L.A.S.P. s.p.a.**  
**TRIPPEZZERIA s.r.l.**  
 INTERNI AUTOBUS - CAMPER - NAUTICA  
 VIA GOLGI, 27 - 35061 GUSSAGO (BRESCIA) ITALY  
 TEL. 030 321776 - 030 321035 - FAX 030 322281  
 www.lasp.it - e-mail: info@lasp.it

OGGETTO: **PERNO POSTERIORE DI RINFORZO PIASTRE ROTANTI**

MATERIALE TRATTAMENTO	AVP	PIED	kg 0,05
DATA	24.11.05	EDIC	nd
OPERAZIONE	bruto	NOTE	Midi
REVISIONE		REVISIONE	
DESIGN	TOR447217		



Colonna Proibiscono  
 Per il traffico di Benzina Proibito  
 10/10/04  
 10/10/04



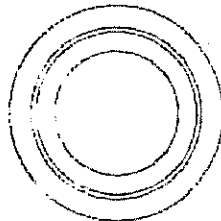
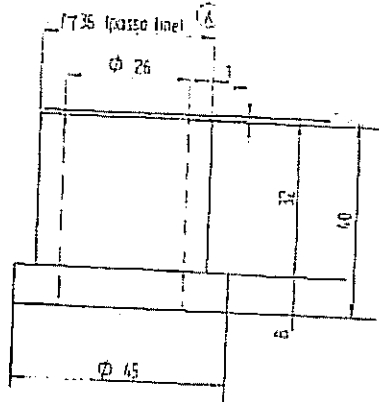
SPESORE FILLO 3 mm N. SPIRE 3 QUINTERIE SPIRE 23mm

NOTE: IL DISEGNO RAPPRESENTA LA SX, LA DX E' SIMMETRICA

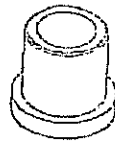
TOLLERANZE GENERALI IN D. 2276/1976

VERSIONE	DATA	DESIGNATORE
A		
B		
C		
ARTICOLI		
OGGETTO		
Molla per rotazione leva		
MATERIALE / TRATTAMENTO		PISTO
CBS		kg
ELAB.	SCALE	ATTUALIZZAZIONE
11.10.04	1:1	Guizzo
DISEGNO		147 1177 730

**FAU SP**  
**TAPPEZZERIE s.r.l.**  
 INTERNI AUTOBUS - CAMPER - NAUTICA  
 VIA GOLGI 27 - 25064 GUSSAGO (BRESCIA) ITALY  
 TEL. 030 321177 - 030 321188 - FAX 030 322201  
 www.faup.it - e-mail: info@faup.it

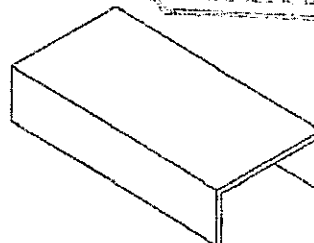

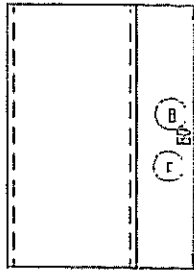
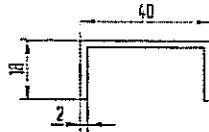


Gruppo Industriale  
 S.p.A. - Via G. Cesare 10 - 25054 Cussago (Brescia)  
 Tel. 030 321776 - 030 321886 - Fax 030 322281  
 www.loep.it - e-mail: info@loep.it



TE:

DESCRIZIONE	DATA	OPERATORE	TELEFONO INTERNO / CODICE CLIENTE
modificato ticket	19.01.05	bruno	
<b>PERNO INCERNIERAMENTO</b> AVP			<b>INTERPI AUTOBUS - CAUPER - NAUTICA</b> VIA COLON 27 - 25054 CUSSAGO (BRESCIA) ITALY TEL. 030 321776 - 030 321886 - FAX 030 322281 www.loep.it - e-mail: info@loep.it
3104	kg 0.188		



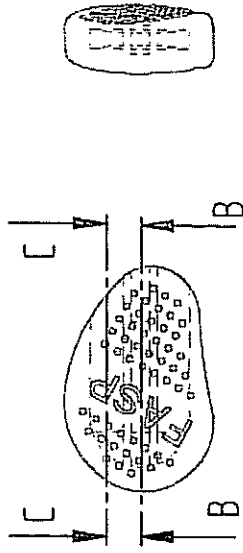
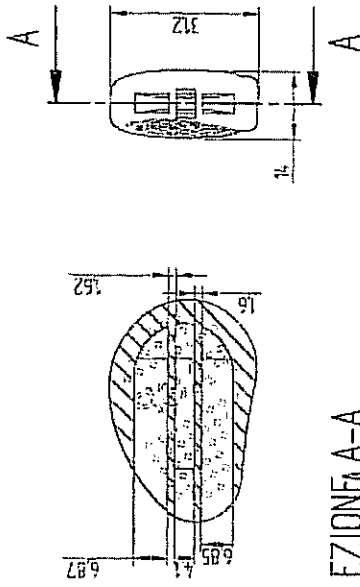
NOTE :

TELEFONO GENERALE: 030 221768 FAX

MODIFICHE	DATA	OPERATORE	F.A.S.T.P.	
A) MODIFICATO SPESSORE	25.11.04	BRIND	<b>F.A.S.T.P.</b> TRAPEZZERIA di INTERNI AUTOBUS - CAMPER - NAUTICA VIA GOLGI, 27 - 25094 GUSSAGO (BRESCIA) ITALY TEL. 030 221776 - 030 221865 - FAX 030 222281 www.fastp.it - e-mail: info@fastp.it	
B) modificata lunghezza ed altezza	03.02.05	bruno		
C) modificata lunghezza	09.02.05	bruno		
ARTICOLI				
DESCRIZIONE FERRO AD U SPESSORE 2 mm				
MATERIALE / TRATTAMENTO Fe 350			PESO kg. 0,08	
DATA	SCALE	DESCRIZIONE CAL	UNITA	VALORI CAL (CFE/200)
22.11.04	1:1	17,50	Pezzi	
				CHIEDI W4477 27



SEZIONE B-B



SEZIONE A-A


SEZIONE C-C



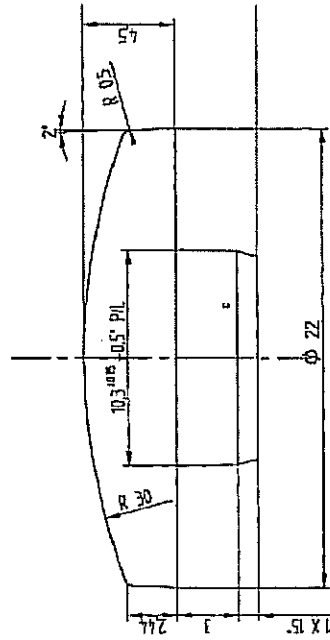
MATERIALE GENERALE		MATERIALE SPECIFICO		MATERIALE FINIT	
DESCRIZIONE	Q.T.	DESCRIZIONE	Q.T.	DESCRIZIONE	Q.T.
MANIPOLA					
MANIPOLA LEVA SGANCIO					
PVC					
STANDARD			MAGSI		
28/06/2008			PLA43B		

INTERNA AUTOMOBILI E CALESTRA - ANALITICA  
 VIA DONIZUOVI, 28001 PUGGIOLE (AR) ITALIA  
 TEL. 0573 31771 - FAX 0573 31771  
 www.intera.it - e-mail: intera@inter.it

NB. LA LEVA RAPPRESENTATA E LA OX LA SX E SIMMETRICAMENTE OPPOSTA




1	INDICE PRELIMINARE
2	INDICE SCHEMI
3	II - PARTIGLIA INALZO
4	A. 31/04/01
5	M. PARTIGLIA



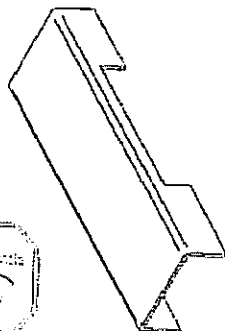

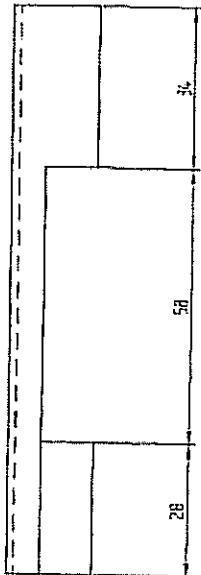
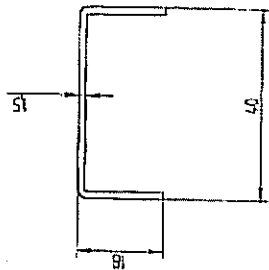
NOTE :

LAVORAZIO		DATA	DESCRIZIONE
A			
B			
C			
AUTORE			
OGGETTO			
MATERIALE / TRATTAMENTO			
SCALE	PROVA	PROVA	PROVA
29.06.06	1/1	Brum	Mpass
CLIENTE			TECNICO
DISG-03			PLA4394

**TRAPPEZIERIA S.p.A.**  
**INTERIUM AUTOBUS - CAMPER - NAUTICA**  
 VIA GOLON, 27 - 26044 GUSSEAGO (BRESCIA) ITALY  
 TEL. 030 321776 - 030 323188 - FAX 030 322281  
 www.trappiera.it - e-mail: info@trappiera.it




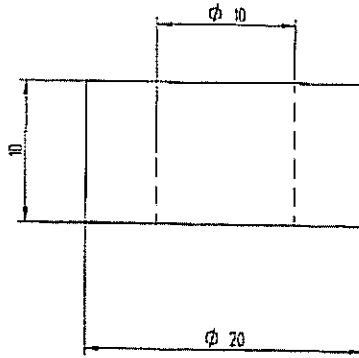
TELEFONO SERVIZIO CLIENTI 030 322281



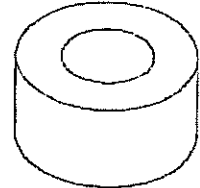
NOTE :

A		VODPICK		DAS		DESIGNATOR	
B							
C							
MATERIALE							
LAMIERA DI RINFORZO							
MATERIALE RINFORZO							
SPEC.		Fe 360		PLUS		KJ	
000000		NIL.		BR/20		BR/20	
TELEFONO GENERALE (06) 47741774							
LAMI4472B9							


**INTERI AUTODUE** - CAMPER - NAUTICA  
 VIA GOLGI 27 - ZEDDA GUSGAGO (BRESSANA) ITALY  
 TEL. 030 321770 - 030 321815 - FAX 030 322281  
 www.itali.it - e-mail: info@itali.it



Off. di Lavorazione  
 P.le. S. Maria della Pace, 10 - 25100 BRESCIA  
 Tel. 030 321776 - Fax 030 321885  
 www.fasp.it - e-mail: info@fasp.it



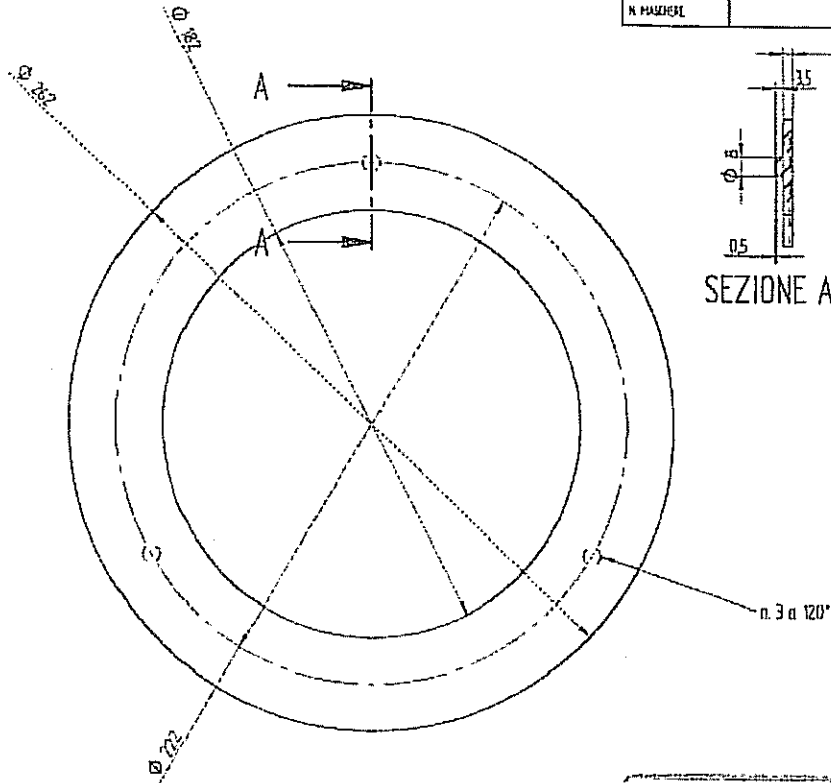
NOTE :

TELESEVIZIONE (CINEMA) 04 24 22781956


DESCRIZIONE		DATA	ESECUTORE
A			
B			
C			
<b>DESCRIZIONE</b> DISTANZIALE M10 L=10 mm			
MATERIALE / TRATTAMENTO		PESO	
Fe 360		kg. 0,02	
DATA	SCALA	OPERAZIONE	STATO
20.03.05	nil	Ø5 mm	Ø7 mm
<b>USO</b> TAPPEZZERIE			<b>USO</b> TAPPEZZERIE

**FASP**  
 TAPPEZZERIE S.p.A.  
 INTERNI AUTOBUS - CAMPER - NAUTICA  
 VIA GOLZI, 27 - 25064 GUSSEGGO (BRESCIA) ITALY  
 TEL. 030 321776 - 030 321885 - FAX 030 322281  
 www.fasp.it - e-mail: info@fasp.it

CCOET PIGIATURA	
CCOET RINCI	
N. MATHEM TAZ. Q	
N. STAFFI	
N. MASCHERE	



SEZIONE A-A



NOTE :

TOLLERANZE GENERALI DA EN 22763:1996

MODIFICHE	DATA	ESECUTORE
A		
B		
C		
<b>DESCRIZIONE</b> <b>RALLA PER ROTAZIONE PIASTRA MASTER/MOVANO</b>		
<b>MATERIALE / TRATTAMENTO</b> COPRO		PESO kg
SCALA 20/10/04	SEALA n. 4	DESCRIZIONE n. 4
ALTE n. 4	CARICATA n. 4	MATERIA DI ALZ. Q1 C

**FAS P** TAPPEZZERIA s.r.l.  
 INTERNI AUTOBUS - CAMPER - NAUTICA  
 VIA DOLGI, 27 - 25064 GUSGAGO (BRESCIA) ITALY  
 TEL. 030 321778 - 030 321885 - FAX 030 322261  
 www.fas.p.it - e-mail: info@fas.p.it

# Ministry of Transportation

Former SIIT n. 6 for Lazio, Abruzzo and Sardinia – Department of transportation  
Higher Research Center for Automotive Vehicle and Device Testing  
Rome

Prot. no. 4815/06

Rome, 27<sup>th</sup> SEPTEMBER 2006

To the Ministry of Transportations  
General Office of Traffic Control  
Div. MOT2  
Via G. Caraci, 36 - 00156 ROMA

and CC: To: FASP TAPPEZZERIA S.r.l.  
Via Golgi, 27  
Gussago (BS)

OBJECT: Company FASP TAPPEZZERIA S.r.l.  
Automotive vehicle  
AUTOMOBILES CITROEN JUMPER FASP TAPPEZZERIA S.r.l.  
**Partial type-approval according to Directive 2005/41/EC**  
**anchorage of safety belts.**

FASP TAPPEZZERIA S.r.l. presented the application stated above in order to obtain partial type-approval, according to Directive **2005/41/EC** as regards the vehicles indicated in the object.

The presented automotive vehicle has successfully passed the inspections and tests foreseen by the cited directive, and therefore the following are sent:

- application presented by the company with a stamp certifying that the stamp duty was paid.
- report no. 10295/CE of 27<sup>th</sup> September 2006 ;
- information documentation

This certifies that the company has paid the charges stated in law no. 870 of 1<sup>st</sup> December 1986 (Regional Administrative Court of Law 6).

A copy of the report is sent to the applicant company.

THE DIRECTOR  
(Mr. Michele CIACCIA, engineer)

# MINISTRY OF TRANSPORTATION

Former SIIT n. 6 for Lazio, Abruzzo and Sardinia – Department of transportation  
Higher Research Center for Automotive Vehicle and Device Testing  
*Rome*

Report no. 10295/CE

Inspections and tests regarding the resistance of the safety belts anchorage (Directive 76/115/EEC – 2005/41/EC).

0.	GENERAL DATA	
0.1	Brand name (company name)	FASP
02	Type and trade name	AUTOMOBILES CITROEN JUMPER FASP TAPPEZZERIA S.r.l.
0.3	Product:	Automotive vehicle
0.4	Category:	N1-M1
0.5	Name and address of Manufacturer	FASP TAPPEZZERIA S.r.l. Via Golgi, 27 - Gussago (Brescia)
0.6	Name and address of manufacturer's mandatory:	N/A
0.7	Place and date of inspections and tests:	not carried out
0.8	Prototype presented for tests:	N/A
	Identification number of chassis:	N/A
	Maximum mass technically permitted:	N/A

INTRODUCTION

As regards inspections and tests, reference is made to report no. 10249/EC, which covers a basic vehicle identical to the one outlined in the this report, including the anchorage of the safety belts.

The results of the tests are therefore fully listed.

1. STRUCTURE IDENTIFICATION

Numbers and layout of seats:

- front seats: 2 .
- rear seats: N/A.

Description of the seats and layout of the anchorages secured to the vehicle's structure and the type of belts for which assembly is foreseen:

- according to the attached information document: no. FTPHJS21 (see information document for drawings).

2. INSPECTIONS

The point "H" position of the front and rear seats was determined using a standard three-dimensional dummy. It basically proved to coincide with the point "R" position indicated by the manufacturer (see drawings attached to information document no. FTPHJS21).

The position of the actual anchorages was verified in conformity with the drawings and diagrams presented by the manufacturer and satisfies the requirements of points 4.4.3 and 4.4.4 of Attachment I.

The anchorages have a 11.11mm-diam. (7/16") 20 UNF 2B threaded hole (point 4.5.1).

3. TESTS

3.1. TEST CONDITIONS

The procedure used corresponds with the requirements of Attachments I and IV.

3.2. RESULTS OF TESTS

3.2.1. Front seats: 2 .

(stamp and signature)



The individual seats are adjustable and swivel.

Rear seats: N/A.

The vehicle was immobilized according to the requirements of point 5.2 of Attachment I.

The anchorages of each row of seats were simultaneously subjected to the tests foreseen in points 5.4.1 and 5.4.4, with angles of pull equal to approx. 10° (10° ± 5° required) with the following results.

Left front seat							
Safety belts	Load required for each branch of belt (daN)		Load required for each seat (daN)	Total load required (daN)	Load applied (daN)	Application of load (sec)	Maintaining of load (sec)
Three-point belts with retractor	Upper anchorage	1350±20	---	1350±20	1350	6,3	1,4
	Lower anchorage	1350±20	20x45=900	(1350±20) + 900=2250±20	2260	6,3	1,4

- Weight of the seat in the worst conditions = 45 kg (31 kg seat + 14 kg swivel plate).

- During the test the weight of the seat is 45 kg (31 kg seat and 14 kg swivel plate).

Left front seat							
Safety belts	Load required for each branch of belt (daN)		Load required for each seat (daN)	Total load required (daN)	Load applied (daN)	Application of load (sec)	Maintaining of load (sec)
Three-point belts with retractor	Upper anchorage	1350±20	---	1350±20	1350	6,3	1,4
	Lower anchorage	1350±20	20x30=900	(1350±20) + 900=2250±20	2260	6,3	1,4

- Weight of the seat in the worst conditions = 45 kg (31 kg seat + 14 kg swivel plate).

- During the test the weight of the seat is 30,3 kg (17 kg seat and 13,3 kg swivel plate) but a force was applied equal to that requested for the worst conditions, that is a seat weighing 45 kg.

Loading with suspended mass and equalization of the load by means of pulleys.

3.2.1.1 Structure behavior: See table in point 3.2.1.

3.2.1.2 Lower and upper anchorages:

(stamp and signature)

Limited deformations without rupture were found in the sliding guides of the seat. Important deformations or failure of the structure of the vehicle and the other anchorages did not occur.

THE PHOTOS OF ATTACHMENT I ILLUSTRATE THE POSITION OF THE ANCHORAGES DURING THE TESTS.

4. CONCLUSIONS

Given successful passing of the inspections and tests stated in the present report, the AUTOMOBILES CITROEN./FASP TAPPEZZERIA S.r.l. vehicle is declared in conformity, concerning safety belt anchorage, with the requirements stated in Directives 76/115/EEC-2005/41/EC.


Rome, 27<sup>th</sup> September 2005

Official of C.S.R.P.A.D., (Higher Research  
Centre for Automotive Vehicle and Device  
Testing) Rome  
(Geom. Paolo SEGATORE)



The representative of the applicant company  
(S.T.C. Altobelli & Anzillotti)  
(P.I. Francesco ALTOBELLI)

DIRECTOR of C.S.R.P.A.D. (Higher  
Research Centre for Automotive  
Vehicle and Device Testing)  
(Dr. Ing. Michele CIACCIA)

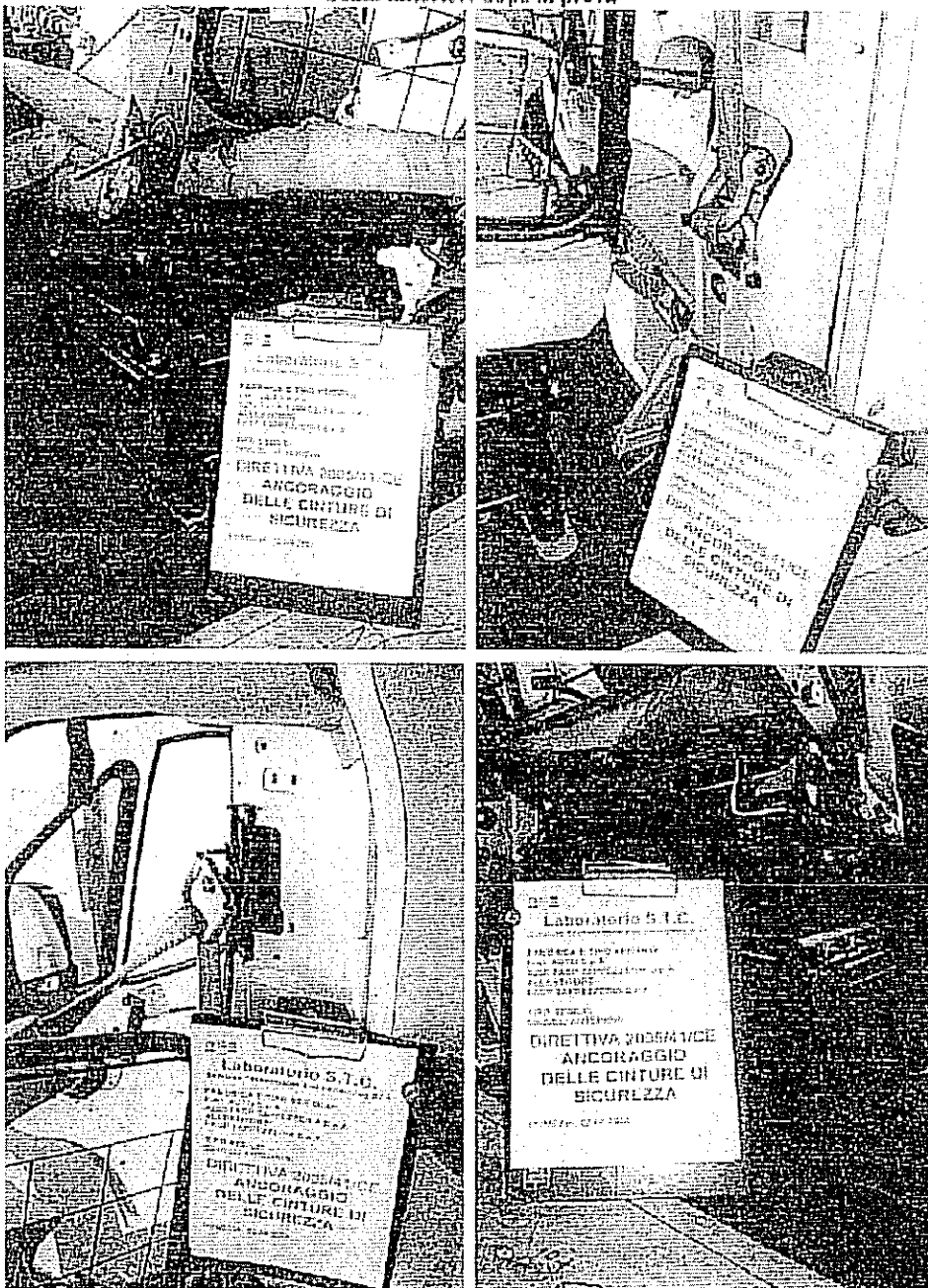
Front seats before test



Front seats before test



Front seats after test



Front seats after test

